



SECUREX Life
SECUREX Miscellaneous Risks
SECUREX Workers' Compensation

Solvency and Financial Condition Report
of the SECUREX insurance companies [SFCR]
Year 2025



1	INTRODUCTION	5
1.1	Introduction	5
1.2	Context	5
1.3	Summary	5
2	ACTIVITIES AND RESULTS	7
2.1	Activities	7
2.1.1	Name and legal form	7
2.1.2	Financial supervisory authority	7
2.1.3	External auditor	7
2.1.4	Holdings	7
2.1.5	Position in the legal structure of the group	8
2.1.6	Main lines of business	9
2.1.7	Other significant transactions or other events	10
2.2	Underwriting results	10
2.2.1	Income, expenses, and underwriting performance	10
2.3	Investment results	14
2.3.1	Income and expenditures generated by the investments	14
2.3.2	Investing in securities	18
2.4	Results of the other activities	18
2.5	Other information	18
3	GOVERNANCE SYSTEM	19
3.1	Structure of the governance system	19
3.1.1	Governing bodies	19
3.1.2	Change within the governance system	22
3.1.3	Remuneration	22
3.2	Expertise and reliability	22
3.2.1	Fit & Proper – requirements	22
3.2.2	Process	23
3.3	Risk management system	23
3.4	Internal risk and solvency assessment	24
3.4.1	Internal risk and solvency assessment	24
3.4.2	Frequency	24
3.5	Internal control system	25
3.6	Compliance function	25
3.7	Internal audit function	25
3.7.1	Mandate	25
3.7.2	Description of how the company's internal audit function maintains its independence and objectivity with regard to the activities it assesses	25



3.8 Actuarial function	26
3.8.1 Mandate	26
3.8.2 Status and organisation of the actuarial function	26
3.9 Outsourcing	26
3.9.1 Essential elements of the outsourcing policy	26
3.9.2 Identification of current critical or significant outsourcing	27
3.10 Evaluation of the suitability of the governance system	27
3.11 Other information	27
4 RISK PROFILE	28
4.1 Underwriting risk	28
4.1.1 Underwriting risk – Life and Health Similar to Life	28
4.1.2 Underwriting risk – Health Similar to Non-Life	30
4.1.3 Underwriting risk – non-Life other than Health	31
4.2 Market risk	31
4.2.1 Prudent person principle	31
4.2.2 Interest rate risk	31
4.2.3 Equity risk	32
4.2.4 Property risk	32
4.2.5 Spread risk	32
4.2.6 Currency risk	33
4.2.7 Concentration risk	33
4.3 Counterparty default risk	34
4.4 Liquidity risk	34
4.5 Operational risk	35
4.5.1 Outsourcing	35
4.5.2 Business Continuity Plan (BCP)/Disaster Recovery Plan (DRP)	35
4.5.3 Information Technology (IT)	36
Enhanced monitoring of IT risk and operational resilience (DORA)	36
In 2025, Securex insurance entities increased their focus on IT risk and digital operational resilience in light of the evolving European regulatory framework, notably the progressive implementation of DORA.	36
4.5.4 Fraud risk	36
4.5.1 Legal risk	36
4.6 Other important risks	37
4.7 Other information	37
5 VALUATION FOR SOLVENCY PURPOSES	37
5.1 Qualitative and quantitative assessment of the valuation of assets or liabilities	37
5.1.1 Assets	37
5.1.2 Technical provisions	37
5.1.3 Other liabilities	38
5.1.4 Deferred Taxes	38
5.2 Alternative evaluation method	39



5.3	Assumptions.....	39
5.4	Other important information	39
6	CAPITAL MANAGEMENT	40
6.1	Equity capital and solvency capital requirement	40
6.1.1	Equity capital.....	40
6.1.2	Solvency capital requirement	41
6.1.3	Transitional measures.....	42
6.2	Expected evolution of shareholders' equity and the solvency capital requirement	42
6.3	Simplified calculation methods	43
6.4	Use of an internal model	43
6.5	Use of own parameters	43
6.6	Non-compliance with the minimum and solvency capital requirements	43
6.7	Other information	43
7	ANNEXES	44
7.1	Quantative Reporting Templates - Securex CCAT (QRT).....	44
7.1.1	Economic balance sheet	44
7.1.2	Premiums, claims and expenses	45
7.1.3	Technical provisions – Life and Health SLT	46
7.1.4	Own funds.....	47
7.1.5	Minimum Capital Requirement.....	48
7.2	Quantitative data Securex AR (QRT).....	49
7.2.1	Economic balance sheet	49
7.2.2	Premiums, claims and expenses	50
7.2.3	Technical provisions - Life and Health SLT	51
7.2.4	Own funds.....	52
7.2.5	Minimum Capital Requirement.....	53
7.3	Quantitative data Securex Life (QRT).....	54
7.3.1	Economic balance sheet	54
7.3.2	Premiums, claims and expenses	55
7.3.3	Own funds.....	57
7.3.4	Minimum Capital Requirement.....	58
7.3.5	58	
8	REFERENCES	59



1 INTRODUCTION

1.1 Introduction

The Solvency II Act¹ and the Delegated Regulation 2015/35² require insurance companies to prepare multiple governance reports to assess the suitability of their governance system. The Solvency and Financial Condition Report (SFCR) is one of them.

The “Report on Solvency and Financial Condition” (SFCR) is an annual report intended for the public that is also made available to the supervisory body and the content of which is specified in Articles 290 and seq. of Delegated Regulation 2015/35. It includes at least the following elements: activities and results, governance system, capital management, and the valuation of assets and liabilities other than technical provisions.

The “Report on Solvency and Financial Condition” (SFCR) is structured differently so that it contains all governance information required under:

- (i) the provisions of Delegated Regulation 2015/35 regarding the content of the SFCR;
- (ii) the provisions of the same delegated regulation concerning the content of the “Report to the auditor on the internal assessment of risks and solvency” and
- (iii) the Belgian legal and regulatory framework. This document structure follows the SFCR scheme as proposed in the Delegated Regulation 2015/35.

1.2 Context

This Solvency and Financial Condition Report (SFCR) compiles the required information for the following SECUREX insurance companies:

- SECUREX LEVEN, mutual insurance association, CBE No. 0422 900 402 (VOV Leven, Life)
- SECUREX ALLERLEI RISICO'S, mutual insurance association, KBO No. 0457 955 806 (VOVAR, AR, All Risks)
- SECUREX ARBEIDSONGEVALLEN, gemeenschappelijke verzekeringskas, CBE No. 0400 037 896 (GKSVAO, Common Insurance Fund, AO, Industrial Accidents worker's compensation)

This document is submitted to the National Bank of Belgium subject to approval by the executive committees of the insurance companies.

1.3 Summary

The Securex insurance companies are legal entities of the Securex Group (see point 2.1.5). They subscribe to the general Securex objective to offer companies and the self-employed solutions to optimise their social status. The most important objective of the insurance companies is to offer insurance products (life, death, health, etc.) to Securex Group customers as part of the global Securex service offering. Depending on the opportunities that arise, they may also offer life insurance products to other customer segments.

This report addresses the following issues: activities and results, governance system, risk profile, valuation of assets and liabilities other than technical provisions, and capital management.

¹ The term “Solvency II Act” used in this document refers to the Law on the Status and Supervision of Insurance or Reinsurance Undertakings of 23 March 2016.

² The term “Delegated Regulation 2015/35” used in this document refers to the “Commission Delegated Regulation (EU) 2015/35 of 10 October 2014 supplementing Directive 2009/138/EC of the European Parliament and of the Council on the taking-up and pursuit of the business of Insurance and Reinsurance (Solvency II)”.



Regarding governance, Securex has a governance system adapted to the company's business units and different branches of activity, and methods of management. It is based on a clear management structure with a board of directors and an executive committee. This governance system contributes to the achievement of the strategic objectives and ensures effective risk management while taking into account the nature, scale, and complexity of the risks.

The governance system has remained largely similar to that which existed before the reference period of this report. The governance processes still include the principles defined within the framework of the European Solvency II directives.

On 31.12.2025, the activity profiles remained identical to those on 31.12.2024. Only the activity projection levels were revised according to the actual results, the effective development of the activity, and the change in the commercialisation policy pursued for the future.

The various companies continue to develop their existing activities.

The risk profile is managed and defined with a view to the long-term interests of the affiliates and the sustainability of the managed entities. In general, the executive committee handles risk management via different managers that are experts whose mandates are determined based on the formalisation of the risk management structure. For example, the executive and management boards are regularly kept up to date about the risk position of the three insurance companies and can take the necessary policy decisions based on this knowledge.

The risk profile of the three insurance companies remained similar to previous years and the conclusions of the valuations for solvency purposes remained in line with the previous reports.





2 ACTIVITIES AND RESULTS

2.1 Activities

2.1.1 Name and legal form

This document applies to the following Securex Group legal entities:

- **Gemeenschappelijke verzekeringskas SECUREX Arbeidsongevallen (VAO, Common Insurance Fund, worker's compensation Insurance);**
Company recognised by KB of 24.01.1905 (BS 05.02.1905) under no. 519 for insurance operations: industrial accidents;
- **VOV SECUREX Leven (VOV LEVEN, Life);**
Company recognised by KB of 05.01.1982 (BS 23.01.1982) under no. 944 for the following insurance operations: accident (1), sickness (2), and life insurance (branches 21, 22, 23 and 26);
- **VOV SECUREX Allerlei risico's (VOV AR, All Risks)**
Company recognised by KB of 04.07.1979 (BS 14.07.1979) under no. 805 for the following insurance operations: accident (1), sickness (2), and miscellaneous pecuniary losses (16).

2.1.2 Financial supervisory authority

The financial supervisory body for SECUREX insurance companies is the National Bank of Belgium, located at Boulevard de Berlaimont 14, 1000 Brussels.

2.1.3 External auditor

The external audits for VAO, VOV AR, and VOV LEVEN are conducted by:

EY Bedrijfsrevisoren – BE0446.334.711
Kouterveldstraat, 7B, 1831 Diegem
B 00160
Représenté par Christel Weymeersch, A 01705

2.1.4 Holdings

Gemeenschappelijke verzekeringskas SECUREX Arbeidsongevallen

The Gemeenschappelijke verzekeringskas SECUREX Arbeidsongevallen is a common insurance fund and as such does not have any holders of participating interests.
At the time of drafting this document, there were no holders of qualified participations in the insurance company VAO within the meaning of Directive 2009-138 (Article 13.21).

The General Assembly is composed of the effective members appointed by the Board of Directors. Today, the effective members are:

- Sociaal secretariaat SECUREX vzw
- SECUREX ICT vzw
- Securex Allerlei Risico's VOV
- External Service for Prevention and Protection SECUREX vzw



- SECUREX Integrity - Vrij Sociaal Verzekeringsfonds voor Zelfstandigen vzw
- Groep SECUREX vzw
- SECUREX Leven, Mutual insurance association
- Medische controle SECUREX (MCM) vzw

VOV SECUREX ALL RISKS

SECUREX Allerlei Risico's is a mutual insurance association and as such does not have any actual holders of participating interests.

At the time of drafting this document, no holder of qualifying participating interests in the insurance company is within the meaning of Directive 2009-138 (Article 13.21).

The General Assembly is composed of the effective members appointed by the Board of Directors. Today, the effective members are:

- Sociaal secretariaat SECUREX vzw
- SECUREX ICT vzw
- Gemeenschappelijke verzekeringskas SECUREX Arbeidsongevallen
- External Service for Prevention and Protection SECUREX vzw
- SECUREX Integrity - Vrij Sociaal Verzekeringsfonds voor Zelfstandigen vzw
- Groep SECUREX vzw
- SECUREX Leven, Mutual insurance association
- Medische controle SECUREX (MCM) vzw

VOV SECUREX LEVEN

SECUREX Leven is a mutual insurance association and as such does not have any effective holders of participating interests.

At the time of drafting this document, no holder of qualifying participating interests in the insurance company is within the meaning of Directive 2009-138 (Article 13.21).

The General Assembly is composed of the effective members who are holders of guarantee shares. Today, the effective members are:

- Gemeenschappelijke verzekeringskas SECUREX Arbeidsongevallen
- Securex Allerlei Risico's VOV

2.1.5 Position in the legal structure of the group

The special characteristic of the SECUREX entities is that they belong to a consortium. More specifically, although they are legally independent entities, SECUREX insurance companies develop a uniform strategy concerning business activity, governance system, risk management, and determination of solvency requirements, while taking into account risk profiles and capital management activities. Among other things, they aim for a uniform risk management structure and a common application of the principles established for their entire insurance activities.

Under Title III "Supervision of insurance and reinsurance undertakings in a group" of Directive 2009/138/EC, Section I, sets out the definitions, application, and scope of supervision of a 'group'. As indicated above, the special characteristic of SECUREX entities is that they belong to a consortium and not to a group within the meaning of Article 212(1)(c) of Directive 2009/138/EC. Thus, strictly speaking, at SECUREX, there is no entity responsible for the group or the subsidiaries included in the internal risk and solvency assessment of the "group", but merely an entity responsible for consolidated reporting.



Thus, this point does not apply.

2.1.6 Main lines of business

Gemeenschappelijke verzekeringskas SECUREX Arbeidsongevallen (Workers' Compensation)

The VAO is an insurance company under Belgian law, which only offers Branch 1 products in Belgium, namely industrial or work accidents (worker's compensation). The VAO objective is to cover the "compulsory industrial accidents insurance" part of the SECUREX Group's general service offer.

VOV SECUREX ALL RISKS

VOV AR is an insurance company offering Branch 1 [accident], Branch 2 [sickness], and Branch 16 [miscellaneous pecuniary loss] products in Belgium.

It currently has the following products in its portfolio:

- Insurance 24h/24 providing accident insurance coverage for self-employed individuals;
- insurance 25h/24 (Guaranteed income insurance for self-employed individuals); the 25/24 product is no longer sold, only the existing portfolio is maintained;
- The "group insurance" supplementing the insurance product "industrial accidents";
- The "income protection" insurance, this product is no longer sold, only the existing portfolio will be retained;
- The group insurance "income protection" for wage earners of the companies of the Securex Group; moreover, since 2021, only the existing claims in the VOV Securex Allerlei Risico's are maintained, since this additional risk, on top of the cover for pensions and death, will from now on be paid by the VOV Securex Leven.

Its activity is based in Belgium.

VOV SECUREX LEVEN (Securex Life)

VOV Leven is a life insurance company with a portfolio consisting mainly of Branch 21 [life insurance], Branch 23 products and Branch 26. It also offers products from Branch 1 [accident] and Branch 2 [illness].

It has the following products in its portfolio:

- Group insurance for salaried workers;
- Group insurance and individual pension commitments (IPT) for the self-employed;
- Free complementary pension for the self-employed (PLCI and CPTI);
- Retirement savings and insurance products of the type "individual life";
- Investment products branch 23 and branch 26;
- 'INAMI' contracts for healthcare professionals;
- Pension saving schemes and 'individual life insurance' products: these products are no longer sold by Securex Group-affiliated agents; they may still be distributed by brokers;
- Remaining due cover. This product is in run-off.

In 2025, Securex Life launched a new Branch 26 product which proved highly successful, driving growth in the segment by approximately €70 million, reaching €93 million in written premiums by the end of 2025.

The activities of SECUREX LEVEN are based in Belgium.





2.1.7 Other significant transactions or other events

SECUREX's insurance companies were not faced with any other significant events or transactions that would have had a significant impact in the reference year.

2.2 Underwriting results

The following points set out all the qualitative and quantitative information on the underwriting performance of VOV AR, VOV LEVEN, and VAO as listed in their annual accounts at the date of preparation of this document, i.e. information on underwriting income and expenditures during the reference period, per significant business unit and significant geographical area in which SECUREX insurance companies operate, a comparison with the previous reference period and the reasons for any significant differences.

The underwriting performance of the three companies confirms the continuation of a prudent underwriting and acceptance policy.

The various companies continue to develop their existing activities.

2.2.1 Income, expenses, and underwriting performance

Gemeenschappelijke verzekeringskas SECUREX Arbeidsongevallen

The VAO is an insurance company that, in Belgium, only offers the products of the line of business -worker's compensation.

The VAO applies a prudent underwriting policy with the main objective of achieving a target technical profitability per sales campaign (one calendar year).

The VAO collaborates with insurance brokers so it can:

- offer to its customers better solutions;
- generate turnover that meets its margin targets.

The following tables provide an overview of the efforts made within the VAO as part of the process of streamlining the portfolio and achieving the targeted level of technical profitability..



YE 2025			
Workers' compensation insurance	2024	2025	Delta
Premiums written			
Gross - Direct Business	32.410.215	31.421.948	-3,05%
Gross - Proportional reinsurance accepted	0	0	
Reinsurers' share	3.115.277	2.249.104	-27,80%
Net	29.294.938	29.172.844	-0,42%
Premiums earned			
Gross - Direct Business	32.410.215	31.421.948	-3,05%
Gross - Proportional reinsurance accepted	0	0	
Reinsurers' share	3.115.277	2.249.104	-27,80%
Net	29.294.938	29.172.844	-0,42%
Claims incurred			
Gross - Direct Business	16.107.340	13.229.303	-17,87%
Gross - Proportional reinsurance accepted	178.215	26.324	-85,23%
Reinsurers' share	-255.886	941.547	
Net	16.185.012	12.261.431	-24,24%
Expenses incurred			
Expenses incurred	11.711.588	11.388.801	-2,76%

The premium collection of VAO (net of reinsurance) decreased by 0,4% compared to the previous year (focus on profitability and sustainable portfolio growth).

There was a 19,8% decrease in claims (net of reinsurance) due to the evolution in the existing claims. The operating expenses decreased by 3,6%.

The table below sets out the annuities relating to all claims in the portfolio stemming from Non-Life business, namely workers' compensation.

YE 2025			
Health Similar to Life techniques (SLT) insurance	2024	2025	Delta
Claims incurred			
Gross	7.366.008	10.760.419	46,08%
Reinsurers' share	1.785.864	2.295.303	28,53%
Net	5.580.144	8.465.116	51,70%

Annual premiums paid by the employers represent the main source of income for Securex VAO. Performance, in particular the indemnities and annuities paid to the beneficiaries of insurance contracts and the management costs of the contracts, constitute the main VAO expenses and costs.

In 2025, an increase was noted in prosthesis reserves, IBNR/IBNER reserves, and in the reinsurers' share of these reserves.

Technical profitability is analysed annually.

VOV SECUREX LEVEN

VOV LEVEN is a life insurance company operating mainly in the Belgian market. It offers Branch 21 [life insurance with profit sharing] and Branch 23 [unit-linked insurance] products on the market.

The VOV LEVEN objective is to keep its market share at a constant level, without necessarily wanting to increase

it, while keeping costs under control. VOV LEVEN plans to continue to develop based on two pillars:

- Branch 23: Continue to build up its Branch 23 activities by expanding its range of investment products;
- Branch 26: Develop on the one hand the “Securex Invest 26” product (as a “classic” insurer) and on the other hand the “Rental Guarantee/capitalization” product (as a “risk carrier” insurer);
- Complementary pension of the Pillar II type:
 - develop the second pillar by offering its products from Branch 21 or a combination of branches 21 and 23;
 - develop partnerships by diversifying its range of life insurance products to the maximum extent and targeting a broader customer base.

The table below provides an overview of the efforts made within the VOV LEVEN and the progressive achievement of the targets set (annual evolution of contractual income and expenditures).

	2024				2025				Delta en %			
	BR21 (*)	BR23 (**)	BR26	Protection	BR21 (*)	BR23 (**)	BR26	Protection	BR21 (*)	BR23 (**)	BR26	Protection
Premiums written												
Gross - Direct Business	44.345.400	6.058.440	22.689.710	2.079.404	43.234.862	5.760.878	93.039.336	2.029.657	-3%	-5%	310%	-2%
Reinsurers' share	2.726.887	0	0	523.287	2.805.227	0	0	521.707	3%			0%
Net	41.618.512	6.058.440	22.689.710	1.556.117	40.429.634	5.760.878	93.039.336	1.507.950	-3%	-5%	310%	-3%
Premiums earned												
Gross - Direct Business	44.345.400	6.058.440	22.689.710	2.079.404	43.234.862	5.760.878	93.039.336	2.029.657	-3%	-5%	310%	-2%
Reinsurers' share	2.726.887	0	0	523.287	2.805.227	0	0	521.707	3%			
Net	41.618.512	6.058.440	22.689.709	1.556.117	40.429.634	5.760.878	93.039.336	1.507.950	-3%	-5%	310%	-3%
Claims incurred												
Gross - Direct Business	46.020.535	11.454.872	234.506	1.706.369	27.915.922	7.351.701	3.903.114	1.477.512	-39%	-36%		-13%
Reinsurers' share	1.588.302	0	0	103.537	1.869.313	0	0	153.955	18%			
Net	44.432.232	11.454.872	234.506	1.602.832	26.046.609	7.351.701	3.903.114	1.323.557	-41%	-36%		-17%
Expenses incurred												
Expenses incurred	9.053.282	1.664.606	314.641	24.717	8.730.121	1.171.151	1.916.288	12.926	-4%	-30%		-48%

(*) Products with guaranteed interest rate.

(**) Unit Linked Products.

The periodic premiums paid by policyholders are the main source of income for VOV LEVEN. Benefits, i.e., capital paid to the beneficiaries of the life and death insurance contracts and the management costs of the contracts, constitute the main expenditures and costs of VOV LEVEN.

The VOV LEVEN objective is to achieve a steady increase to reach and exceed current collection levels.

In 2025, premium collection increased sharply by 310% in branch 26, while a slight decrease was observed in Branch 21 as well as in income protection coverage. Benefits in Branch 21 and Branch 23 declined significantly (-39% and -36% respectively), due to an overall decrease in maturities in Branch 21 and a return to normal levels of Life benefits in group insurance for Securex employees (following an exceptionally high year in 2024) in Branch 23.

Technical profitability is analysed annually.

VOV SECUREX All Risks

VOV AR is an insurance company offering Branch 1 [accident], Branch 2 [sickness], and Branch 16 [miscellaneous pecuniary loss] products.

VOV AR focuses its development pillars in Belgium.

Income Protection Insurance	2024	2025	Delta
Premiums written			
Gross - Direct Business	3.328.769	3.380.181	1,54%
Reinsurers' share	128.023	185.104	44,59%
Net	3.200.746	3.195.076	-0,18%
Premiums earned			
Gross - Direct Business	3.320.670	3.376.550	1,68%
Reinsurers' share	128.023	185.104	44,59%
Net	3.192.647	3.191.445	-0,04%
Claims incurred			
Gross - Direct Business	1.245.547	1.144.587	-8,11%
Reinsurers' share	212.912	194.054	-8,86%
Net	1.032.635	950.533	-7,95%
Expenses incurred			
Expenses incurred	1.653.264	1.208.316	-26,91%

Gross of reinsurance, premium collection for Securex RD AAM increased by 1.5% in 2025, mainly driven by inflation (approximately +3%).

Reinsurance premiums rose significantly following an increase in the premium rate from 4.15% to 5.75%. Claims decreased by 8.1%.

The following table presents the annuities related to the incurred claims stemming from Non-life activities.

	YE 2025		
Health Similar to Life Techniques (SLT)	2024	2025	Delta
Premiums written			
Gross	1.758.105	1.682.525	-4,30%
Reinsurers' share	1.008.838	965.078	-4,34%
Net	749.267	717.447	-4,25%
Premiums earned			
Gross	1.772.836	1.706.113	-3,76%
Reinsurers' share	1.008.838	965.078	-4,34%
Net	763.998	741.035	-3,01%
Claims incurred			
Brutes de réassurance	1.187.704	1.158.365	-2,47%
Part des réassureurs	641.722	626.694	-2,34%
Nettes de réassurance	545.982	531.671	-2,62%
Expenses incurred			
Expenses incurred	831.034	571.819	-31,19%

Technical profitability is analysed annually.

2.3 Investment results

The following points set out all the qualitative and quantitative information on the investment performance of VOV AR, VOV LEVEN, and VAO as listed in their annual accounts, namely, information on the income and expenditures generated by the investment activities during the reference period, a comparison with the previous reference period and the reasons for any significant differences.

2.3.1 Income and expenditures generated by the investments

SECUREX's objective is to cover its commitments to its customers and thus provide them security, performance, and success. From this point of view, SECUREX's main objective, and more specifically that of its Investment Management department, is to provide appropriate performance year after year to finance the commitments of its policyholders and ensure the profitability and solvency of the entities of the group, taking into account four variables³ :

1. a minimum profitability target;
2. an objective related to the annual income statement;
3. the best estimate of the expected return on the selected assets;
4. an acceptable level of risk

The investment committees' mandate is to ensure the proper management of the financial assets of their internal customers. This management is part of a policy of investing as a "prudent and reasonable person" for the various entities in accordance with the articles of association, decisions and recommendations of the executive committees and boards of directors concerning the financial investments to be made.

Investments are managed in a diversified manner based on different asset classes, product types, geographical areas, sectors and/or, to a lesser extent, currencies.

SECUREX takes a tactical and strategic approach to its investment portfolios.

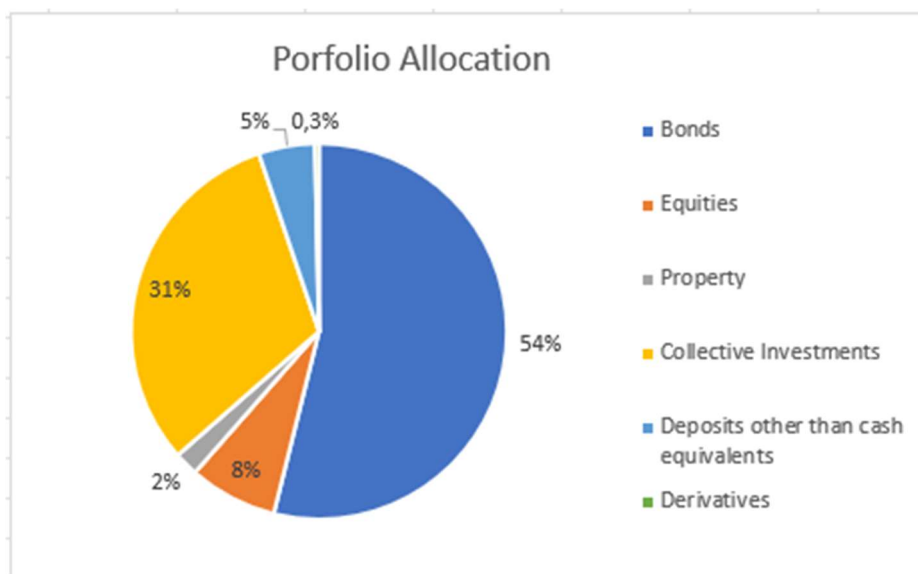
The results and performance attribution of the portfolios are primarily evaluated based on the asset classes of the portfolios.

Gemeenschappelijke verzekeringskas SECUREX Arbeidsongevallen

The VAO is the second-largest insurance company in terms of managed assets, with €296 million in market value investments.

The portfolio allocation at 31/12/2025, as presented in the QRT report SE.02.01, is shown in the figure below:

³ Statement of Investment Principle [SIP]



The allocation percentages above correspond to the market value of the asset class in relation to the total investments (investments other than assets held for index-linked and unit-linked funds) before the look-through approach is applied to the collective investment schemes..

In accordance with Solvency II regulations and after applying the look-through principle to the collective funds, and not taking into account other deposits, the percentage of bonds in the portfolio of the VAO represents 68% of the investments.

The investments of fixed-income securities provide the VAO with a certain annual income. The other assets are subject to market fluctuations, leading to greater variation in the results and performance of this type of investment, as shown in the tables below.

The table below gives an overview of the investment results for the year 2025. Between 2024 and 2025, investment results increased by 39%.

	2024	2025	Delta
Investment incomes and expenses	4.407.831	6.136.626	39,22%

Financial Assets	Market value	Revenu	Expense	Net income	+/- Unrealized values	Book Value
Shares	22.316.812	89.024	0	89.024	2.955.497	19.361.315
Bonds	158.057.994	3.623.353	438.840	3.184.513	-4.206.316	162.264.310
Collective Investments	91.692.599	2.378.726	286.632	2.092.094	-5.125.002	96.817.601
Properties	6.074.546	0	172.892	-172.892	1.482.404	4.592.142
Cash	4.609.732	484.529	463.332	21.197	0	4.609.732
Derivatives	995.829	34.288	15.858	18.431	995.829	0
Others	14.219.043	3.080.719	2.174.733	905.986	29.043	14.190.000
Total	297.966.553,8	9.690.640	3.552.288	6.138.352	-3.868.546	301.835.100

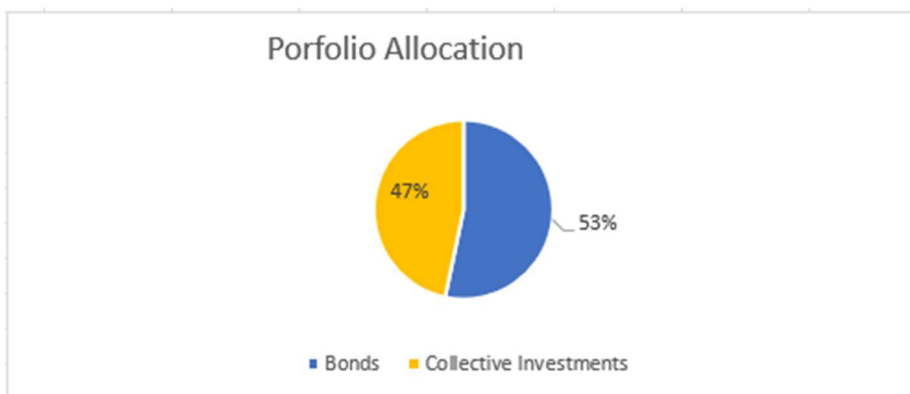
In the following table, we can see a significant improvement in the technical result.

Incomes and expenses on Equity	2024	2025	Delta
Technical income	3.887.318	5.141.266	1.253.948
Operating income before tax	771.892	5.010.142	4.238.250
Exceptional Income	0	0	0
Taxes paid	0	0	0
Net Profit	771.892	5.010.142	4.238.250

The entire result is allocated to the available free reserves.

VOV SECUREX All Risks

VOV AR is the smallest insurance company in terms of managed assets with €44 million in investments. The distribution of the portfolio, as reproduced in the QRT report SE.02.01, is shown in the figure below:



The allocation percentages above correspond to the market value of the asset class in relation to the total investments (investments other than assets held for index-linked and unit-linked funds) before the look-through approach is applied to the collective investment funds, among others.

In accordance with Solvency II regulations and after applying the look-through principle to the collective funds, and not taking into account other deposits, the percentage of bonds in the portfolio of the VOV AR represents 83% of the investments.

VOV AR assets are by their nature subject to market fluctuations, leading to greater variation in the results and performance of this type of investment, as shown in the tables below.

	2024	2025	Delta
Investment incomes and expenses	953.046	1.178.688	23,68%

The table below gives an overview of the investment results for the year 2025.

Financial Assets	Market value	Revenu	Expense	Net income	+/- Unrealized values	Book Value
Shares	9.116	1.099	0	1.099	5.924	3.192
Bonds	23.964.415	10.930	0	10.930	51.652	23.912.763
Collective Investments	19.580.592	265.148	0	265.148	-1.363.852	20.944.444
Cash	713.716	0	0	0	0	713.716
Others	0	905.053	3.543	901.510	0	0
Total	44.267.839	1.182.231	3.543	1.178.688	-1.306.276	45.574.115

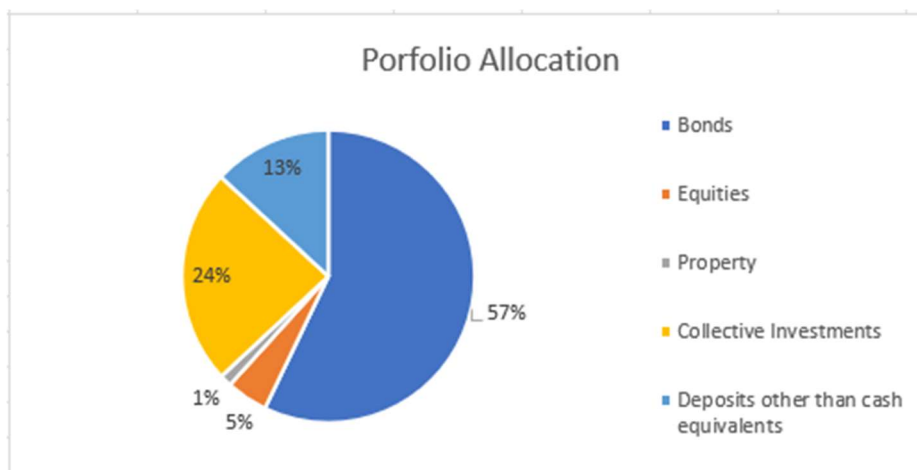
The technical result of VOV AR showed a slight improvement in 2025.

Incomes and expenses on Equity	2024	2025	Delta
Technical income	2.257.337	2.395.231	137.895
Operating income before tax	2.203.787	2.357.680	153.893
Exceptional Income	178	110	-68
Taxes paid	0	0	0
Net Profit	2.203.965	2.357.790	153.825

The entire result, profit or loss, is allocated to the available free reserves.

VOV SECUREX LEVEN

With almost €1 billion in managed assets, VOV LEVEN holds the SECUREX Group's largest asset portfolio. The allocation of the portfolio, as reproduced in the QRT report SE.02.01, is shown in the figure below:



The allocation percentages shown above correspond to the market value of each asset class in relation to the total investments (investments other than assets held for index-linked and unit-linked funds) before applying the look-through approach to collective investment funds.

In accordance with Solvency II regulations and after applying the look-through principle to the collective funds, and not taking into account other deposits, the percentage of bonds in the portfolio of the VOV LEVEN represents 71% of the investments. The large proportion present in deposits other than cash equivalent is a result of the management policy of the REPO transactions.

The investments of the fixed-income securities provide the VOV LEVEN with a certain annual income. The other assets are subject to market fluctuations, leading to greater variation in the results and performance of this type of investment, as shown in the tables below.

	2024	2025	Delta
Investment incomes and expenses	27.484.920	26.263.439	-4,44%

The table below gives an overview of the investment results for the year 2025.

Financial Assets	Market value	Revenu	Expense	Net income	+/- Unrealized values	Book Value
Shares	45.543.949	3.667.784	0	3.667.784	-1.317.324	46.861.273
Bonds	566.714.120	18.457.758	1.340.340	17.117.419	-32.363.128	599.077.248
Collective Investments	236.464.291	10.480.432	878.896	9.601.536	-4.347.356	240.811.647
Properties	13.053.885	0	161.807	-161.807	1.998.406	11.055.479
Cash	217.418	3.523.332	10.280	3.513.052	0	217.418
Derivatives	0	281.488	0	281.488	0	0
Others	129.990.977	49.993	7.799.688	-7.749.695	2.122.672	127.868.305
Total	991.984.640	36.460.787	10.191.011	26.269.776	-33.906.729	1.025.891.369

Incomes and expenses on Equity	2024	2025	Delta
Technical income	42.557	63.233	20.676
Operating income before tax	485.966	4.488.233	4.002.267
Exceptional Income	602.419	-133.996	-736.415
Taxes paid	-119.894	-693.252	-573.358
Net Profit	968.491	3.660.985	2.692.494

Almost the entire result is attributed to the strengthening of VOV Leven's financial position through the free reserves, the exempt reserves, or the reduction of the carried-forward accounting loss.

2.3.2 Investing in securities

SECUREX insurance companies do not use investments of the type "securitisation".

2.4 Results of the other activities

The main activity of the companies is insurance activities. SECUREX insurance companies did not have any other significant income or expenses during the reference period.

2.5 Other information

SECUREX has no other significant information regarding its activities and its results

3 GOVERNANCE SYSTEM

3.1 Structure of the governance system

3.1.1 Governing bodies

MANDATE

SECUREX has adopted a management structure consisting of a board of directors and an executive committee

- *Board of directors*

The Board of Directors delegates all its administrative and management powers to an Executive Committee, except for the determination of the company's general policy and the matters reserved to the Board of Directors under the Companies and Associations Code or the Law of 13 March 2016 on the status and supervision of insurance undertakings.

In this context, the Board of Directors (i) defines the company's overall strategy, risk policy and integrity policy, and (ii) oversees the Executive Committee.

- *Executive committee*

The executive committee:

- is responsible for the management of the activity and the development of the management structure;
- supervises line management and compliance with the assigned authorities and responsibilities, as well as financial information;
- submits its formulated proposals and opinions to the board of directors to define SECUREX general policy and strategy, and provide all relevant information and data so that the board of directors can make informed decisions;
- ensures, without prejudice to the control exercised by the board of directors, the organisation, orientation, and assessment of internal control mechanisms and procedures, in particular of the independent audit functions;
- organises an internal control system that provides reasonable assurance that the internal reporting and the financial reporting process are dependable, ensuring that the annual accounts comply with the applicable accounting rules;
- reports to the board of directors on the financial situation and all aspects necessary for the proper performance of these tasks;
- informs the National Bank of Belgium, according to the applicable procedures, about the financial situation and the management structure, organisation, internal control, and independent control functions.

The executive committee has the following authorities:

- proposes the strategy of the insurance companies to the board of directors;
- implements this strategy;
- takes on the management of the companies and reports on it to the board of directors;
- takes charge of the financial management and reports on it to the board of directors;
- ensures the organisation, management, and evaluation of internal control mechanisms and procedures, in particular of the independent control functions;
- informs the supervisory authorities and the auditor of the annual accounts about the financial situation, organisation, internal control, and independent control functions.

The board of directors appoints the Audit, Nomination, and Remuneration Committee and the Risk Committee.

- *Audit Committee*

The Board of Directors appoints from among its members a committee of directors responsible for defining the strategy, the level of requirements, and the operating rules of the internal audit function.

- *Nomination and Remuneration Committee*

The board of directors appoints within its structure a college of directors responsible for the appointment and evaluation of each of the directors as well as the heads of the control functions. The same committee supervises the application of the remuneration policy for the SECUREX insurance companies.

- *Risk Committee*

The purpose of the Risk Committee is to advise the board of directors on aspects relating to the strategy and tolerance level for risks, both current and future, and to assist the board of directors in its function of monitoring the board of directors' implementation of this strategy.

COMPOSITION AND OPERATION

- *Board of directors*

Composition

The board of directors consists of at least 51% non-executive directors and a maximum of 49% executive directors. Of the non-executive directors, 1/3 must be independent directors.

Operation

General organisational principles:

- The council is organised in such a way that its authorities and responsibilities can be carried out in the best possible manner.
- The board meets when invited by the chairperson and as often as the company's interests require. It must be convened at the request of minimally two directors.
- The meetings must be held at the place indicated in the notices to convene. Each director may be represented by one of his colleagues. A director may not represent more than two of his colleagues. Decisions must be taken by a majority of the votes present or represented; in the event of a tie, the chairman of the meeting has the casting vote.
- The decisions of the board are recorded in minutes that must be entered in a register provided for that purpose and that must be signed by at least two directors present at the meeting.

Tasks :

- The board defines the strategic objectives;
- ensures the approval and regular assessment of the management structure, organisation, internal control mechanisms, and independent control functions;
- ensures that SECUREX has effective internal control over the reliability of the financial reporting process;
- elects and dismisses, from among its members, the members of the executive committee;
- notes the significant findings of the independent control functions of SECUREX and the National Bank of Belgium and ensures that the executive committee takes the necessary measures to remedy any shortcomings.



- *Executive committee*

Composition

The executive committee consists of the following members who are appointed by the Board of Directors :

- *Executive Committee Chairperson*
- *The Chief Financial Officer*
- *Chief Risk Officer*

The CEO, CFO and CRO are also members of the Board of Directors as executive directors. The other members of the Executive Committee are not members of the Board of Directors.

Where deemed necessary for the review of specific matters, the Executive Committee may call upon either independent advisors or members of staff with specific expertise in the subject matter under consideration.

Operating framework

The executive committee implements the decisions of the general assembly and the board of directors within the scope of the policy defined by the board of directors.

The executive committee performs its duties with due regard for the company's social purpose and within the limits of the mandate entrusted to it.

The executive committee meets at least once a month and is convened by the chairperson.

The executive committee reports to the board of directors about its management. It provides the board of directors with all documents and information that are useful or that the board of directors deems necessary for the performance of its mandate.

The decisions of the executive committee are taken collectively, and its members do not assume any personal obligations by virtue of their position. They are only responsible for the execution of their mandate.

- *Audit Committee*

Composition

The operating rules and the composition of the audit committee are laid down in its "Rules of Procedure of the Audit Committee".

Operating framework

The internal audit function manager submits – exclusively to the audit committee – reports, analyses, evaluations, and recommendations on the SECUREX insurance companies 's activities. The operating rules of the internal audit function are laid down in its own charter.

The executive committee must be informed of all internal audit assignments. The same applies to the audit plan. The executive committee may propose to the audit committee that it analyse a particular activity or action.

- *Nomination and remuneration committee*

Composition

This committee is made up of 3 directors, including one independent director.

Operation

As a nomination committee, it evaluates the candidacies of directors and managers for control functions in



accordance with the procedure provided in the Fit & Proper policy of SECUREX insurance companies, including by means of a competency grid.

The nomination committee welcomes the candidate and listens to their motivations. When applicable, it invites the candidate to attend a training session, in addition to those organised for the entire board of directors.

As a remuneration committee, it advises the board of directors to ensure that the incentives created by the remuneration policy are not such that these lead to excessive risk taking within the SECUREX insurance companies or to conduct that pursues interests other than those of the companies and their possible stakeholders.

- *The Risk Committee*

Composition

This committee comprises 3 directors, including one independent director.

Operation

The Risk Committee meets at least four times a year and ensures that its mandate is carried out in accordance with the rules set out in the Global Risk Management Policy.

3.1.2 Change within the governance system

SECUREX's insurance companies have not advanced any significant changes in the governance system during the reference year.

3.1.3 Remuneration

The remuneration policy and practices applicable to the members of the board of directors, executive committee, managers of independent control functions, and staff members considered as risk takers, and the employees are determined internally in the remuneration policy.

This policy includes in particular:

- the remuneration policy principles with a description of the relative importance of the fixed and the variable part of the remuneration;
- information on the individual and collective performance criteria that give rise to other variable remuneration components.

The frequency of revision and the persons responsible for such revision is laid down in the remuneration policy.

3.1.4 Shareholding

SECUREX insurance companies are independent legal entities established in the form of a mutual insurance association (VOV Leven or VOV AR) or a social insurance fund (VAO). They have no shareholders, and the concept of share ownership does not apply to them. So, this point is not elaborated upon in this report.

3.2 Expertise and reliability

3.2.1 Fit & Proper – requirements

SECUREX's Fit and Proper policy aims to meet the requirements of the National Bank of Belgium's Fit & Proper



circular⁴, which sets standards of competence and professional reliability for members of the executive committee, directors, independent control function managers, and the effective managers of financial institutions.

The main principles underlying the Fit & Proper assessment are as follows:

- the concepts of expertise (Fit) and professional reliability (Proper) should be understood in the broad sense of the word in order to examine whether a person has the required qualities for a particular position;
- the establishment of a structured framework used to assess the suitability of the members of the board of directors members of the Executive Committee as well as the heads of the control functions;
- SECUREX insurance companies continuously monitor the Fit & Proper character of the appointees.

3.2.2 Process

SECUREX insurance companies must ensure that they select and retain competent and professionally dependable persons to carry out the director's mandate and assume responsibility for the other functions listed. The purpose of the board of directors is to determine the appropriate policy for the recruitment, assessment, and ongoing training of its members.

The compliance officer ensures that the legal requirements of Fit & Proper are met.

The board of directors ensures that its members are competent and professionally dependable at all times. The members of the board of directors declare that they will make every effort to comply with the Fit & Proper standards at all times and that they will promptly inform the SECUREX insurance companies of any event that might affect their Fit & Proper character. The board of directors also ensures that the members of the executive committee, managers of the independent control functions, and effective managers comply with the principles of SECUREX's Fit & Proper policy.

3.3 Risk management system

The risk management of the insurance companies of SECUREX is part of a risk management structure in which the various bodies, committees or people in charge of monitoring functions bear responsibility for the strategic definition, preparation, implementation and control of the risk management.

The parties concerned compose the structure of the risk management for each insurance company of Securex:

1. Board of Directors
2. Risk Committee
3. Management Board
4. COMEX/Executive Committee
5. The position of Risk manager and Chief Risk Officer

The Board of Directors is ultimately responsible for the efficiency of the risk management system, by determining the risk appetite and the general risk tolerance limits and by approving the main risk management strategies and strategic guidelines. The Board of Directors is responsible for the implementation of the risk management system.

The structure of the risk management system put into place is described in more detail in the "Global Risk Management Policy".

The general purposes of the risk management system include:

- a. Identify, assess, manage and monitor the risks to which the Securex' insurance companies could be

⁴ Circular NBB_2013_02 of 17 June 2013 on "Standards of expertise and professional integrity for members of the executive committee, directors, heads of the independent audit functions and effective managers of financial institutions"



- exposed;
- b. Ensure a systematic and adequate management of the various risks;
 - c. Maintain the solvency of the Securex' insurance companies;
 - d. Guarantee the continuity of the activities;
 - e. Optimize the financial management by considering the strategic elements of the Securex' insurance companies, which could, for example, refer to the guaranteed interest rate and the profit share percentages;
 - f. Achieve the goals determined by the Risk Appetite and the strategic plan;
 - g. Complying with the regulations and the legal obligations applicable in the area of risk management linked to the insurer's activity and the follow-up of their evolution.

3.4 Internal risk and solvency assessment

3.4.1 Internal risk and solvency assessment

The objective of risk management is to cover all significant risks for SECUREX's insurance activities. One of the tasks of the risk management position is to assess the significant risks and take them into account in risk management.

In principle, risk management is responsible for analysing all existing significant risks and the annual assessment of the adequacy suitability of, firstly, the methods used to monitor significant risks and, secondly, the list of risks considered significant. It communicates its decisions directly to the executive committee, preferably through the intermediary of the Chief Risk Officer. The executive committee defines the risk strategy and entrusts its implementation to the Chief Risk Officer.

A risk's significance is determined by the magnitude of the risk and probability of its occurrence. All significant risks thus identified must be included, assessed, and analysed in the risk management structure. These risks are either the subject of current management or part of the elements the executive committee mandates the Chief Risk Officer to set up for coherent and formal management. A more complete description of the different risks and the strategies, evaluation methods, limits, and reporting procedures is listed in the different risk policies.

Each year, an internal risk and solvency assessment (Own Risk and Solvency Assessment or ORSA procedure) is organised as part of the risk management structure.

This assessment covers at least the following elements:

- the overall solvency requirement, taking into account the specific risk profile, the general risk tolerance limits, and the company strategy approved by the board of directors and the executive committee;
- continuous compliance with statutory capital requirements, including the requirements set out in Section II of Chapter VI of the Solvency II Act and the requirements regarding technical provisions set out in Section I, Subsection II of Chapter VI of the same Act;
- the extent to which the company risk profile deviates from the assumptions underlying the required solvency capital as laid down in Article 151 of the Solvency II Act, whether it is calculated based on the standard formula or an internal partial or full model.

3.4.2 Frequency

The internal risk and solvency assessment is carried out at least once a year. It is approved at the same frequency by the board of directors and executive committee.

The entire ORSA procedure is carried out at least annually, but the frequencies applicable to certain parts of the procedure, the evaluation frequencies of certain risk indicators or the realisation frequencies of the internal or external reports may differ, e.g., these may be annual, six monthly, quarterly or monthly, depending on the



frequencies laid down in the various risk policies.

Outside the ORSA procedure, certain sensitivity analyses or revisions are carried out on a triennial basis when the underlying elements are deemed sufficiently stable. If justified by the evolution of the risk structure, the frequency of these triennial analyses or revisions may, in specific cases or structurally, be revised at the time of the annual risk assessment.

3.5 Internal control system

SECUREX insurance companies have implemented an internal control system covering the whole of their activities. This system includes a set of periodic and ongoing control mechanisms for the protection of all staff of the SECUREX insurance companies.

3.6 Compliance function

The compliance function evaluates the extent to which the internal instructions and procedures are followed in relation to the integrity rules of the insurance activities. These are the rules arising from SECUREX's own integrity policy, the rules directly contained in the legal statute, and other legal and regulatory provisions applicable to the insurance sector. The compliance charter contains an exhaustive list of all these issues.

The compliance function is carried out independently by a compliance cell, which has a relay network to carry out its mandate under the direction of a compliance officer approved by the FSMA. The compliance officer reports directly to the Chief Risk Officer.

3.7 Internal audit function

3.7.1 Mandate

The audit scope of the internal audit of the SECUREX insurance companies includes all business units and general services of the SECUREX Group, including the three insurance companies:

- VOV SECUREX LEVEN, mutual insurance association (VOV LEVEN)
- VOV SECUREX ALLERLEI RISKS, mutual insurance association (VOV AR)
- GEMEENSCHAPPELIJKE VERZEKERINGSKAS SECUREX ARBEIDSONGEVALLEN (VAO)

The Group has an “audit outsourcing agreement” with the three insurance companies so as to mobilise the resources needed to properly carry out their insurance audit mandate. An audit plan was drawn up, which has been applied on a permanent basis ever since. This plan is implemented every three years. It is based on the COSO methodology. Moreover, risk analyses are carried out annually. These analyses highlight issues that enrich the standard audit plan. Reporting on the board of directors' meetings for the insurance companies also provides us with additional topics that are sometimes audited (e.g., a new product, a new form of investment, collaboration with certain partners, etc.).

3.7.2 Description of how the company's internal audit function maintains its independence and objectivity with regard to the activities it assesses

As explained above, the internal audit of the “SECUREX Group” reports to the audit committee, which consists of external members with the necessary financial, accounting, and management expertise in the business world. The audit committee members also sit on a number of SECUREX boards of directors.

This ensures the necessary corporate governance that is promoted within the Group. Internal audit supports the operation of the audit committee, both logistically and by presenting the necessary issues to the committee. On the



other hand, the audit committee can require a subject be covered in the planning of the internal audit. SECUREX's internal audit no longer appears in the Group's organisational chart because it is not dependent on any Group body but on the audit committee.

3.8 Actuarial function

3.8.1 Mandate

The actuarial function mandate as defined within the insurance companies of SECUREX consists of:

- meeting all the requirements for which the actuarial function is legally responsible or prescribed;
- meeting the specific analysis or requests for advice that the executive committee or board of directors wishes to entrust to it.

The actuarial function always has at least the following responsibilities:

- coordinating the calculation of technical provisions;
- ensuring the suitability of the methods, underlying models, and assumptions used for the calculation of technical provisions;
- evaluating the adequacy and quality of the data used for the calculation of technical provisions;
- comparing the best estimates with the empirical observations;
- informing the board of directors and the executive committee about the reliability and adequacy of the calculation of the technical provisions;
- supervising the calculation of technical provisions in the cases specified by the Solvency II Act.

A "Charter of the Actuarial Function" provides a full description of this function.

3.8.2 Status and organisation of the actuarial function

As an independent control function, the purpose of the actuarial function is to advise the executive committees and boards of directors of the relevant companies on the quality, reliability, and adequacy of the actuarial calculations and of the underlying methods and assumptions in a number of areas.

The "Charter of the Actuarial Function" specifies the status and position within the organisation chart of the actuarial function, and defines its independence, as well as its assignments, rights, and prerogatives.

Responsibility for the actuarial function has been entrusted to the company ACTUCONNECT. A subcontracting agreement with ACTUCONNECT was signed in August 2021. The liaison officer responsible for monitoring the actuarial function is the Chief Risk Officer of the SECUREX insurance companies.

3.9 Outsourcing

3.9.1 Essential elements of the outsourcing policy

The outsourcing policies of VOV LEVEN, VOV AR, and VAO are described in an internal "outsourcing policy". An overview is given below of the outsourcing processes as they currently exist, as well as the criteria for determining whether an outsourcing is significant or critical.

Criteria for determining whether the outsourcing is significant or critical

To determine whether or not it is an outsourcing, the following criteria must be taken into account:

- Outsourcing means any recourse to third parties for the performance of activities or processes specific to the insurance company.
 - Examples: claims management, accounting, IT, and investment management.

- Counter examples: postal and banking services.
- A consultancy activity that is one-off and non-recurring is not considered an outsourcing.
- A temporary worker is not considered an outsourcing.
- A broker is not considered an outsourced subcontractor except when important operational tasks are delegated.

To determine whether an outsourcing is significant or critical, the following two cumulative conditions must be met in addition to the “simple” outsourcing criteria:

- The relationship of SECUREX insurance companies with their customers is jeopardised if the supplier does not fulfil its obligations.
- If a supplier does not fulfil its obligations, it is impossible for SECUREX insurance companies to quickly find another equivalent supplier on the market, or at least they would have great difficulty finding one. Moreover, SECUREX does not have the internal competencies or resources to take over the service within a sufficiently short period (defined as less than 6 months).

Decision-making process for outsourcing an insurance-specific activity

If an operational department manager or a product development manager wants to use an external supplier for an insurance-specific activity, the manager must inform the Insurance Director. The latter informs the Implementation Executive Committee and the Board of Directors about the project and provides it with sufficient information for it to issue an opinion on the outsourcing project.

3.9.2 Identification of current critical or significant outsourcing

Within the scope of its activity, Securex uses external suppliers for certain activities.

This outsourcing is formalised in the outsourcing policy, which includes the selection and recruitment modalities, as well as the monitoring and control modalities of the outsourced services. As part of the governance, an annual report identifies all activities, functions, and critical or significant operational tasks and, where appropriate, specifies the jurisdiction in which the service provider responsible for such activity or function is established.

3.10 Evaluation of the suitability of the governance system

The executive committee of the SECUREX insurance companies assesses the suitability of its governance system in relation to the nature, scale, and complexity of the risks inherent in its activities

3.11 Other information

SECUREX's insurance companies did not report any other significant information regarding their governance system.

4 RISK PROFILE

The main risk exposures of the insurance companies are set out in the following sections. These include underwriting, market, counterparty, liquidity, operational, and other risks.

For each category of risk, SECUREX insurance companies base their assessment on their exposure to these risks and their need for capital.

The projections and management of risk exposures over the planning period of the activities are an integral part of the internal risk and solvency assessment that is specific to each entity. These are set out in the ORSA report.

In the tables below, the asset amounts are the best-estimated reference assets used in the required solvency capital calculations.

4.1 Underwriting risk

4.1.1 Underwriting risk – Life and Health Similar to Life

The underwriting risk “life” reflects the risk arising from life insurance commitments taking into account the risks covered and the processes used in the conduct of these activities.

These risks mainly concern VOV SECUREX LEVEN, but are also present, to a lesser extent, in certain categories of the insurance activities of Gemeenschappelijke Verzekeringskas SECUREX Arbeidsongevallen and VOV SECUREX Allerlei Risico's.

Mortality risk

The mortality risk is the risk of loss or adverse change in the value of insurance liabilities, due to changes in the level, trend, or volatility of mortality rates, where an increase in the mortality rate leads to an increase in the value of insurance liabilities.

Mortality risk is monitored globally by the technical entities in collaboration with risk management. Among other things, the impact of a change in mortality rates on the results of asset liability management (ALM) simulations is evaluated annually.

It should be noted that, as far as VOV LEVEN is concerned, the mortality risk is limited by the characteristics of the portfolio, which consists mainly of contracts with repayment of reserves or premiums..

Longevity risk:

The longevity risk is the risk of loss or adverse change in the value of insurance liabilities, due to changes in the level, trend, or volatility of mortality rates, where a decrease in the mortality rate leads to an increase in the value of insurance liabilities.

The longevity risk is monitored globally by the technical entities in cooperation with risk management. Among other things, the impact of a change in mortality rates on the outcome of the ALM simulations is evaluated annually. It is intended that the specific monitoring of this risk will be organised by risk management.

It should be noted that interest payments are a marginal part of the insurance payments of the VOV LEVEN. On the other hand, they represent a significant part of the VAO's performance. This element is taken into account in the pricing analyses of the VAO..



Disability risk

The risk of disability to work is the risk of loss, or of adverse change in the value of insurance liabilities, due to fluctuations in the level, evolution or volatility of disability, morbidity, and mortality rates.

The risk of disability to work is monitored globally and at the product profitability level by the technical entities in cooperation with risk management..

Expense risk

The "life" expense risk is the risk of loss or adverse change in the value of insurance liabilities due to fluctuations in the level, evolution, or volatility of expenditures incurred in the management of the insurance or reinsurance contracts.

SECUREX's life insurance portfolio consists of contracts whose management is simple or "classic", so expenses on the management of life insurance contracts are relatively stable.

For VOV LEVEN, VAO, and VOV AR, the following information is monitored regularly:

- monthly monitoring of operating expenditures against the financial budget for the year;
- monthly monitoring of the invoicing of external costs (consultancy, IT, etc.);
- monitoring of the individual invoicing of suppliers;
- monthly monitoring of the evolution of full-time equivalents (FTEs).

Revision risk

The revision risk is the risk of loss or adverse change in the value of insurance liabilities due to fluctuations in the level, evolution, or volatility of revision risks applicable to interest rates, due to a change in the legal environment or the state of health of the insured.

These elements are the subject of management regularly monitoring claims, monthly monitoring of the evolution of the serious accidents with regard to their degree of disability and quarterly monitoring of the claims triangles (for the activities to which they apply).

Lapse risk

The lapse risk is the risk of loss or adverse change in the value of insurance liabilities due to fluctuations in the level or volatility of values due to the termination, extension, and surrender of policies.

Surrender and curtailment rates are historically very low due to the characteristics of the life insurance portfolio, which consists mainly of tax-advantaged and flexible contracts. Moreover, SECUREX insurance companies expect surrender rates to remain stable in the medium term unless there are changes in fiscal constraints. Nevertheless, the surrender trends are monitored every year.

In general, the actuarial department provides quarterly monitoring of the number and amount of surrenders, transfers, and curtailments of contracts. Risk management ensures annual independent monitoring..

Catastrophe risk

The catastrophe risk is the risk of loss or adverse change in the value of insurance liabilities due to the significant uncertainty associated with extreme or irregular events that affect the assumptions made about pricing and provisions..

A systematic insurance policy is implemented to stabilise and optimise the underwriting result depending on the insured risk and its relative significance. Among other things, a compulsory reinsurance contract for catastrophes is concluded annually with a reinsurer.

An annual analysis of the maximum risk exposure is carried out within the scope of the insurance activities. In parallel with this analysis, the limits of the respective reinsurance contracts are analysed.

After the evaluation, the SECUREX insurance companies believe that the reinsurance contracts for catastrophes





meet their objectives and cover the catastrophic risk through reinsurance.

4.1.2 Underwriting risk – Health Similar to Non-Life

The underwriting risk “non-life” is the risk arising from non-life insurance obligations taking into account the risks covered and the processes used in implementing this activity.

This takes into account the uncertainty weighing on the results of the insurance and reinsurance companies within the scope of their existing insurance and reinsurance obligations and on the results of the new portfolio expected to be underwritten in the next twelve months.

As indicated above, the technical entities will take these elements directly into account where appropriate.

Premium and reserve risk “non-life”:

The premium and reserve risk “non-life” (and Health similar to non-Life) is the risk of loss or adverse change in the value of insurance liabilities in non-Life due to fluctuations affecting the timing, frequency, or severity of insured events and the timing or number of claims.

As with the ‘Life’ underwriting risk, an annual ageing provision is included in the technical provisions.

The actuarial department ensures the monthly and/or quarterly monitoring of: medical expenditures and costs for temporary allowances.

However, the coverage of medical costs is always limited to a lump sum, so its volatility is intrinsically limited; the number of accidents, total benefits paid, total delta of the provisions for compensation to be paid, and evolution or occurrence of serious accidents

Catastrophic risk “non-life”:

The catastrophic risk “non-life” (and Health similar to Non-life) is the risk of loss or adverse change in the value of insurance liabilities due to the significant uncertainty associated with extreme or irregular events, which affects the pricing and provisioning assumptions made.

The actuarial department carries out the following meticulous checks and analyses:

- close monitoring of the amounts insured and the maximum theoretical indemnities, at the time of pricing and risk insurance, by the management;
- an annual analysis of the maximum risk exposure (based on the largest insured site) in group insurance;
- an annual ex-post control of the maximum insured interest rates in individual insurance policies;
- an analysis of the limits of the respective reinsurance contracts for the above-mentioned controls.

Lapse risk ‘non-life’:

The lapse risk “non-life” (and Health similar to non-Life) termination risk is the risk of loss or adverse change in the value of non-life insurance liabilities due to fluctuations that affect the date of occurrence, frequency, or severity of insured events, and date or number of claims at the time of termination.

The lapse risk in Health Similar to Non-Life is nil.





4.1.3 Underwriting risk – non-Life other than Health

It should be noted that SECUREX is active in branches 1b (Gemeenschappelijke verzekeringskas SECUREX Arbeidsongevallen), 1, 2 (VOV SECUREX Allerlei Risico's and VOV SECUREX LEVEN), 16 (VOV SECUREX Allerlei Risico's), 21, 22, and 23 (VOV SECUREX LEVEN). SECUREX is not active in branches that do not relate to the insurance of persons: fire, BOAR, etc.

Within the scope of the risk items used in the current Solvency II technical specifications, SECUREX is not involved in the “non-life” underwriting risk, but only in the Health risk.

The Health Non-Life risks to which insurance companies are exposed are described in section 3.1.1 above.

4.2 Market risk

The market risk reflects the risk associated with the level or volatility of the market value of financial instruments that impact the value of the assets and liabilities of the relevant company. It adequately reflects any mismatch between assets and liabilities, in particular with respect to their duration.

Market risk is present in all three companies. It is the main risk in calculating the capital requirement for the companies. The interest rate and credit default risks predominate. Prudent, controlled, and parallel management of assets and liabilities ensures these risks are limited.

4.2.1 Prudent person principle

SECUREX investment management takes care of asset management. The members of the investment management and investment committees manage the portfolios of the insurance companies and make their decisions in the long-term interest of the managed entities. They do so cautiously and impartially.

In general, the executive committee ensures the management of financial risks via different managers whose mandates are defined through the formalisation of the risk management structure and more specifically the ALM risk management committee. The executive committee currently bases its actions on the regular reports from the investment director and the Chief Risk Officer. This means the executive committee's knowledge is regularly updated about the risk position of the three insurance companies and can make the necessary decisions in the context of ALM management based on this knowledge.

The assets are managed within the scope of investment and risk management. The investment limits are specific to each company and provide a strict investment framework per risk type.

4.2.2 Interest rate risk

The interest rate risk is the risk arising from the sensitivity of the value of assets, liabilities, and financial instruments to changes in the interest rate curve or interest rate volatility.

Given its importance, the interest rate risk is one of the main technical risks analysed by the various models implemented and is one of the executive committee's specific long-term concerns.

The strategy for the interest rate risk is to define an investment framework for the bond portfolio, define asset allocations in an optimal manner to limit interest rate risk, actively manage sensitivity to interest rate fluctuations, and partially hedge the risk using derivatives.

1. Investment framework: SECUREX has opted for the internal management of the bond portfolio with the aim of achieving greater flexibility and thus meeting its ALM objectives (minimum acceptable return, profit and loss, yield, etc.).



2. Strategic bond allocation: At the level of its strategic asset allocation, SECUREX defines a ratio between the value of the bond portfolio and the value of the total portfolio of strategic assets, a ratio that must be within precise allocation limits. In particular, the ratio of the value of the bond portfolio to the value of the total portfolio of strategic assets must not exceed a specified percentage, thus limiting the impact of interest rate risk on the total asset portfolio.
3. Active duration management: The executive committee annually determines the acceptable level of duration of the portfolio based on the market evolution, SECUREX's own objectives, and the evolution of the duration of the liabilities. If interest rates evolve significantly, the executive committee reserves the right to change this duration level at any time.
4. Portfolio coverage (risk mitigating instruments): The executive committee annually assesses the need to define portfolio coverage based on the market evolution and SECUREX's own objectives. The executive committee determines the general characteristics of this coverage. The internal objective of this coverage is to provide full or partial protection against the losses or adverse changes in the value of the bonds due to excessive fluctuations in interest rates by attempting to obtain a "neutral transaction cost".

Finally, only euro interest rate curves are used for the interest rates analysed. In fact, there are only a few foreign currency positions, but these are essentially euro-linked. The other currencies represent only a small part of the investments.

4.2.3 Equity risk

The equity risk is the risk arising from the sensitivity of the value of assets, liabilities, and financial instruments to changes in the level or the volatility of market prices of equities.

The strategy for equity risk is to define a restrictive investment framework based on which equity risk can be limited. Following a decision by the executive committee, VOV LEVEN carried out a reallocation of its equity portfolio to diversify and reduce its sensitivity to equity risk. All its direct equity investments were sold in favour of bond investments. As of 2013, SECUREX has only invested in equities via collective funds according to very strict investment rules and limits.

4.2.4 Property risk

The property risk is the risk arising from the sensitivity of the value of assets, liabilities, and financial instruments to changes in the level or the volatility of market prices of property.

The property risk strategy is to define asset allocations in an optimal manner to mitigate this risk.

SECUREX real estate consists of the buildings used by SECUREX for its own activities, investment in unlisted real estate funds and a portfolio of real estate "Paper", such as real estate investment funds, real estate certificates, real estate investment trusts, or infrastructure. The presence of real estate on paper diversifies the real estate assets compared to the concentration on buildings required to conduct the activities.

4.2.5 Spread risk

The spread risk is the risk arising from the sensitivity of the value of assets, liabilities, and financial instruments to changes in the level and volatility of credit margins (spreads) in relation to the risk-free interest rate curve.

The spread risk is the direct result of the presence of certain categories of financial instruments in SECUREX's asset portfolio. As part of the search for sufficient returns for the insurance activities, as defined by the strategic objectives

and with a certain level of security, it is necessary to use financial instruments with a credit spread component, or whose value is particularly sensitive to fluctuations in the spreads. Thus, the spread risk cannot be eliminated but must be reduced.

The spread risk strategy is to define a restrictive investment framework to limit the spread risk. Based on various ALM studies and an analysis of the markets, the executive committee defines the minimum rating limits of the investments.

4.2.6 Currency risk

The currency risk is the risk arising from the sensitivity of the value of assets, liabilities, and financial instruments to changes in the level or the volatility of market prices of the exchange rates.

SECUREX's aim is to strictly limit the options for allocating assets in a currency other than the euro. At present, almost all assets are denominated in euro. There are only a few foreign currency positions, but these are essentially euro-linked. Thus, there are currently no foreign currencies in which SECUREX is directly exposed to a significant currency risk against the euro. However, currency risk is present in the context of indirect investments through third-party funding.

As part of currency risk management, risk management and investment management ensure the monitoring of currency limits.

4.2.7 Concentration risk

The concentration risk is defined as the additional risks faced by the insurance company due to a possible lack of diversification of its asset portfolio or a significant exposure to the default risk of a single issuer of securities or a group of related issuers.

Only the VAO is currently exposed to a concentration risk.

Thus, the market concentration risk is the risk borne by the insurance company due to a possible lack of diversification of its asset portfolio or to a significant exposure to the default risk of a single issuer of securities or of a group of related issuers.

The concentration risk comprises two main components: concentration risk vis-à-vis a single counterparty and sector concentration risk. Thus, it can be defined by analysing the assets according to the issuers and their possible interconnections.

SECUREX analyses concentration risk from three perspectives:

- a) the concentration risk in relation to a single counterparty (statutory obligation);
- b) the concentration risk in relation to economic sectors (internal assessment);
- c) the concentration risk in relation to geographical regions (internal assessment).

The concentration risk management strategy is to limit investments in the different individual counterparties and the different sectoral categories that are considered significant. In fact, the probability of default between debtors within the same group or between different groups only has a significant impact on risk if the portfolio is concentrated to some extent in that group or correlated groups of debtors

At the end of 2025, Securex insurance companies were not exposed to concentration risk.

4.3 Counterparty default risk

The counterparty risk is defined as the risk of potential losses that would result from the unexpected bankruptcy (or deterioration of the credit quality) of a counterparty or debtor.

Thus, this covers reinsurance contracts, payments to intermediaries, etc., and generally any exposure to credit risk not covered by the “margin risk” described above.

The financial counterparty risk is managed through a limitation of investment categories permitted by SECUREX's investment policy. The counterparty risk is very significant for the VOV LEVEN due to the presence of bank liquidity (repo transactions), but it has less impact on VAO and VOV AR. The practice of repo transactions implies additional monitoring of risks at this level.

It should be noted that as regards counterparty risk in reinsurance, SECUREX's reinsurance policy is to deal at this level only with reputable European partners offering sufficient security and financial cover. As of 2011, SECUREX has also systematically requested a coverage guarantee for the reinsurers' shares in the technical performance.

4.4 Liquidity risk

The liquidity risk is analysed according to two approaches.

The first approach emphasises the liquidity of the financial securities and investments.

This is the risk arising from the temporary or long-term inability to realise its investments or assets when the financial, commercial, or strategic situation so requires.

“The liquidity risk is the risk that an insurer faces a shortage of high-quality liquid assets that can be converted into cash to meet its liquidity needs. The resulting forced sale of less liquid assets results in a loss of value due to the acceptance of a significant reduction in the value of the less liquid assets sold to meet liquidity needs.”

The liquidity risk is not, strictly speaking, a risk that is evaluated when calculating capital requirements under Solvency II. It is one of the non-capital risk indicators as described in point 0.

Market risk. The liquidity risk management strategy comprises a requirement based on the nature of the different asset classes that can be included in SECUREX's asset portfolio. The limits currently applied to investments with respect to liquidity risk are defined in the market risk policy.

The second approach focuses on the analysis of the company's potential liquidity needs in view of its technical activity.

Risk management, in cooperation with investment management, conducts an annual liquidity analysis. This analysis takes into account both the liquidity of the investments and the liquidity needs of the three insurance companies in relation to their annual cash flows.

4.5 Operational risk

The operational risk is defined as the risk related to potential losses due to inadequate internal processes or the inability to apply these processes due to an unexpected shortcoming (in whole or in part) of one or more of the steps of which they consist.

The operational risk, as referred to in Article 101(4)(f) of Directive 2009/138/EC, includes the legal risks, but not the risks due to strategic decisions, nor the reputation risks.

The operational risk is evaluated based on the liability data: the technical provisions and the acquired premiums.

Operational risk management is primarily based on disseminating information and matching the competencies of the various parties involved to ensure that the various operational tasks are carried out optimally and by the people with the most appropriate competencies. Secondly, operational risk management is based on controls and validations that are carried out systematically or on a random basis to identify any weaknesses in the system.

In general, SECUREX focuses on the development of a positive company culture in which direct communication plays a privileged role. The size of the non-corporate structure plays an important role here because it allows the various stakeholders to connect easily and ensure they understand the tasks and objectives. The structure of the insurance entities ensures that, at the level of the insurance activities, a number of experts are available for consultation and the initial effective operational control. Similarly, the control functions have easy access to the information and can regularly monitor the operational activity. Conversely, proximity requires that tasks and responsibilities are clearly defined, and that certain tasks or controls be formalised. The executive committee is aware of this point and its formalisation is gradually being implemented within the three insurance companies.

More specifically, the following elements are described in detail below: outsourcing, Business Continuity Plan (BCP)/Disaster Recovery Plan (DRP), IT, fraud risk, and legal risk.

4.5.1 Outsourcing

SECUREX outsources part of its activities. When the said activities could have a significant impact on the daily operation (outsourcing of critical and/or important activities) SECUREX puts everything into place to ensure compliance with the principles of the circular NBB_2025_08 of 17 June 2025. In this regard, an outsourcing policy has been formulated by the Compliance Cell. This policy is based on the principles of the said circular and provides a procedure to be followed for all new outsourcing contracts.

4.5.2 Business Continuity Plan (BCP)/Disaster Recovery Plan (DRP)

The insurance companies of SECUREX have set up a BCP covering all their activities. Furthermore, the SECUREX IT department (Securex Rekencentrum) to which a major part of the IT management is outsourced, has drafted a DRP, which is tested at regular intervals.



4.5.3 Information Technology (IT)

Enhanced monitoring of IT risk and operational resilience (DORA)

In 2025, Securex insurance entities increased their focus on IT risk and digital operational resilience in light of the evolving European regulatory framework, notably the progressive implementation of DORA.

This did not materially impact the overall risk profile but led to enhanced governance and monitoring of ICT risks, particularly regarding critical systems continuity, third-party dependencies, major IT projects, and incident management capabilities.

These aspects are monitored within existing governance bodies, including the Executive Committee and control functions, in line with DORA requirements and the expectations of the National Bank of Belgium.

Existing frameworks such as BCP, DRP, outsourcing, and information security policies remain appropriate to the nature and complexity of the activities.

No major IT incidents or significant deterioration in the operational risk profile were observed as at year-end.

4.5.4 Fraud risk

The fraud risk can be reduced with a combination of prevention, deterrence, and detection measures. It is particularly important to take the best possible prevention measures because fraud is generally very difficult to detect due to the nature of the risk itself, which is based on conspiracies, falsifications, and secrets. Moreover, prevention and deterrence measures are generally significantly cheaper than detection measures.

The three principles of fraud prevention at SECUREX are as follows:

1. Maintaining a company culture based on honesty and ethics (the tone at the top);
2. Establish effective risk management in the various business units by checking the processes, control procedures, and monitoring so that such risks can be kept under control;
3. Existence of a fully-fledged control system via the executive board, boards of directors, general meetings, CEO (who is the foundation of such a company culture and promotes it), with the support of independent control functions.
4. Existence of an Anti-Fraud Policy, aimed at:
 - a. raising staff awareness, regardless of their role or position, of fraud risks;
 - b. defining responsibilities regarding the prevention, detection, and management of fraud;
 - c. promoting exemplary, responsible, and ethical business conduct;
 - d. providing guidance to management on how to handle suspected cases of fraud.

These principles apply to all Securex insurance companies.

4.5.1 Legal risk

This is the risk of potential losses due to documents, contracts, conventions, or articles of association that are legally imperfect, inappropriate for the purposes intended, or inconsistent with other existing elements.

To mitigate legal risk, a legal expert is present in the operating entities to provide front-line support and control. The Corporate Legal department also provides legal expertise. Besides this legal expertise, the Compliance Department also carries out regular controls. With the help of the compliance intermediaries, this department





regularly checks whether the internal procedures and practices comply with the applicable laws and regulations. Finally, for highly specific legal questions, the services of a specialised law firm are used for additional advice. It appears that this entire structure ensures that the legal risk is efficiently limited, and that efficient operational functioning is ensured in compliance with the legislation.

4.6 Other important risks

No other risk areas considered important in the evaluation of the governance system were identified or the risk profile was not demonstrated. However, for Securex AO/Worker's compensation, the correlation between the height of the inflation on the one hand, and the increase of the interest rate without risk on the other hand, is an important element. The decorrelations and more particularly in a context of an inflation rise, prove detrimental to the safety margins of Securex AO. This phenomenon is monitored closely and if necessary, risk limiting measures are taken.

4.7 Other information

SECUREX's insurance companies have not advanced any other significant information regarding their risk profile.

5 VALUATION FOR SOLVENCY PURPOSES

5.1 Qualitative and quantitative assessment of the valuation of assets or liabilities

5.1.1 Assets

In accordance with Article 75 of Directive 2009/138/EC, SECUREX insurance companies value their assets and liabilities at the amount for which they may be:

- exchanged in the context of a transaction, under normal competitive conditions, between knowledgeable and willing parties (assets);
- transferred or settled as part of a business transaction, under normal competitive conditions, between knowledgeable and willing parties (liabilities).

The Solvency II regulations recommend that the entire balance sheet of the company be subject to the various quantifiable shocks and risks to which it is exposed.

Thus, the required solvency capital is calibrated so that all quantifiable risks to which the company is exposed are taken into account (Article 101 of Directive 2009/138/EC).

SECUREX insurance companies value their assets at their "fair value" or "market value" according to the applicable rules of the valuation hierarchy referred to in Articles 9 and 10 of the Delegated Regulation 2015/35.

The valuation method of SECUREX's assets is in accordance with Article 75 of Directive 2009/138/EC.

5.1.2 Technical provisions

The technical provisions of SECUREX insurance companies are calculated prudently, reliably, and objectively in accordance with the best estimate rule as set out in Articles 76 to 86 of Directive 2009/138/EC.

The calculation of technical provisions implies the use of market data.

SECUREX insurance companies base the calculation of the best estimate on current and credible information and on realistic assumptions, using appropriate, applicable, and relevant actuarial and statistical methods.



5.1.3 Other liabilities

Liabilities other than technical provisions are valued according to Belgian accounting standards.

5.1.4 Deferred Taxes

In its Communication NBB_2022_27 on the impact of deferred taxes on Solvency II, the National Bank of Belgium specifies its expectations regarding deferred taxes, particularly in terms of reporting and documentation of the DTA and the LAC DT.

The assumptions underlying the calculation of the DTA/DTL for Securex Life are derived from the Business Plan 2026-2030.

	31-12-25	31-12-26	31-12-27	31-12-28	31-12-29	31-12-30
<i>Premium collection</i>	136.521.675	106.900.051	108.758.030	118.853.205	118.853.205	118.853.205
<i>Claims incurred</i>	50.087.405	53.317.922	54.658.504	60.856.632	60.856.632	60.856.632
<i>Expenses incurred (with commissions)</i>	22.736.536	26.784.016	24.016.451	25.553.069	25.553.069	25.553.069
<i>Expected results Business Plan</i>	4.578.118	5.623.798	6.709.499	7.779.994	7.779.994	7.779.994
<i>Tax on profits</i>	1.547.330	1.735.895	1.964.686	2.129.677	2.129.677	2.129.677
<i>Taxable result</i>		7.359.693	8.674.185	9.909.671	9.909.671	9.909.671
<i>Annual tax rate</i>		25%	25%	25%	25%	25%
<i>Income tax (per year)</i>		1.839.923	2.168.546	2.477.418	2.477.418	2.477.418
<i>Tax loss carried forward 31.12</i>	0	0	0	0	0	0

The reference tax rate used depends on the insurance company concerned. Indeed, the VAO (Caisse Commune Accident du Travail) and VOVAR (AAM Risques Divers) are subject to taxes on legal persons while the AAM Securex Life is subject to the corporate tax (25%).

As at 31 December 2025:

- DTA = 3.248.747€
- LAC DT = 0€

The summary of the calculations is provided in the tables below.

Calculation of the DTA before shock		Before the shock
	Code	C0110
DTA	R0600	11.654.394
DTA carry forward	R0610	0
DTA due to deductible temporary differences	R0620	11.654.394
DTL	R0630	0
DTA that could be compensated by DTL		11.654.394
DTA by reference to probable future taxable profit		11.440.723
DTA eligible as Tier 3 own funds		11.440.723

DTA that could be compensated by DTL		
	amount	corresponding DTA/DTL
deductible temporary difference on assets	52.844.809	13.211.202
deductible temporary differences on liabilities	52.042.916	13.010.729
taxable temporary differences on assets	6.227.233	1.556.808
taxable temporary differences on liabilities	18.420.328	4.605.082



5.2 Alternative evaluation method

SECUREX insurance companies value their assets mainly based on a price quoted on an active market. The market value, if it exists, prevails over all other available values.

However, for certain assets where there is no listed liquid market valuation, one of the following valuation methods is applied:

- A valuation is requested from the issuing counterparty or the custodian of the security. The valuation obtained is validated internally at SECUREX.
- An internal valuation is performed using an alternative valuation methodology based on relevant market data such as interest rates, yield curve, and credit spreads.

5.3 Assumptions

The projections and assumptions taken into account regarding future management decisions and policyholder behaviour during the planning period of the activities form an integral part of the internal risk and solvency assessment specific to each entity. These will be laid down in the ORSA report, which will be made available in the summer of 2025.

5.4 Other important information

SECUREX insurance companies have not advanced any significant information on the valuation of their assets, technical provisions, and other liabilities for solvency purposes other than that already published in the report on solvency and financial Condition report for the reference year.



6 CAPITAL MANAGEMENT

6.1 Equity capital and solvency capital requirement

6.1.1 Equity capital

Gemeenschappelijke verzekeringskas SECUREX Arbeidsongevallen

Basic own funds	TIERS	Tier I	Tier 2	Tier 3
Initial funds, members' contributions or the equivalent basic own - fund item for mutual and mutual-type undertakings	72.975.342	72.975.342		
Reconciliation reserve	14.809.483	14.809.483		
Subordinated liabilities	20.000.000		20.000.000	
Basic own funds	107.784.825	87.784.825	20.000.000	0
Total Own Funds	107.784.825	87.784.825	20.000.000	0
Total eligible own funds to meet the SCR	107.784.825	87.784.825	20.000.000	0
SCR	48.870.711			
<i>Ratio of Eligible own funds to SCR</i>	<i>220,55%</i>			
Total eligible own funds to meet the MCR	90.228.360	87.784.825	2.443.536	
MCR	12.217.678			
<i>Ratio of Eligible own funds to MCR</i>	<i>738,51%</i>			

The equity capital of -Securex AO consists mainly of available free reserves.

The reconciliation reserve is equal to the total number of excess assets over liabilities, less all elements defined in Delegated Regulation 2015-35, including the core capital elements

VOV SECUREX LEVEN

The equity of VOV LEVEN consists mainly of guaranteed shares, the holders of which are other companies of the Securex Group.

Basic own funds	TIERS	Tier I	Tier 2	Tier 3
Initial funds, members' contributions or the equivalent basic own - fund item for mutual and mutual-type undertakings	81.281.257	81.281.257		
Surplus funds	4.577.147	4.577.147		
Reconciliation reserve	5.011.185	5.011.185		
Subordinated liabilities	15.000.000		15.000.000	
An amount equal to the value of net deferred tax assets	3.248.747			3.248.747
Basic own funds	109.118.337	90.869.590	15.000.000	3.248.747
Total Own Funds	109.118.337	90.869.590	15.000.000	3.248.747
Total eligible own funds to meet the SCR	109.118.337	90.869.590	15.000.000	3.248.747
SCR	64.053.345			
<i>Ratio of Eligible own funds to SCR</i>	<i>170,36%</i>			
Total eligible own funds to meet the MCR	95.783.987	90.869.590	4.914.398	
MCR	24.571.988			
<i>Ratio of Eligible own funds to MCR</i>	<i>389,81%</i>			

The equity of VOV Leven consists mainly of guarantee shares. The guarantee shares can be considered as follows: A guarantee fund will be established consisting of registered guarantee shares bearing annual interest. This interest is only due under certain conditions. Among other things, the results and solvency of VOV LEVEN must



allow for its payment. The guarantee shares are transferred in full to VOV LEVEN and are permanently available as the association's own equity. This equity is intended to cover at least the statutory solvency requirements. These are subscribed for an indefinite period of time and are not redeemable. Their possible repayment requires the approval of the board of directors of VOV LEVEN.

The guarantee shares of VOV LEVEN amount to €71,782,747 as of 31.12.2025.

The reconciliation reserve is equal to the total number of excess assets over liabilities, less all elements defined in Delegated Regulation 2015-35, including the core capital elements.

VOV SECUREX Allerlei Risico's

Basic own funds	TIERS	Tier I	Tier 2	Tier 3
Initial funds, members' contributions or the equivalent basic own - fund item for mutual and mutual-type undertakings	27.375.155	27.375.155		
Surplus funds	0	0		
Reconciliation reserve	4.662.161	4.662.161		
Basic own funds	32.037.316	32.037.316	0	0
Total Own Funds	32.037.316	32.037.316	0	0
Total eligible own funds to meet the SCR	32.037.316	32.037.316	0	0
SCR	9.289.028			
<i>Ratio of Eligible own funds to SCR</i>	<i>344,89%</i>			
Total eligible own funds to meet the MCR	32.037.316	32.037.316	0	
MCR	2.700.000			
<i>Ratio of Eligible own funds to MCR</i>	<i>1186,57%</i>			

The equity of VOV Allerlei Risico's consists mainly of available free reserves.

The reconciliation reserve is equal to the total number of excess assets over liabilities, less all elements defined in Delegated Regulation 2015-35, including the core capital elements.

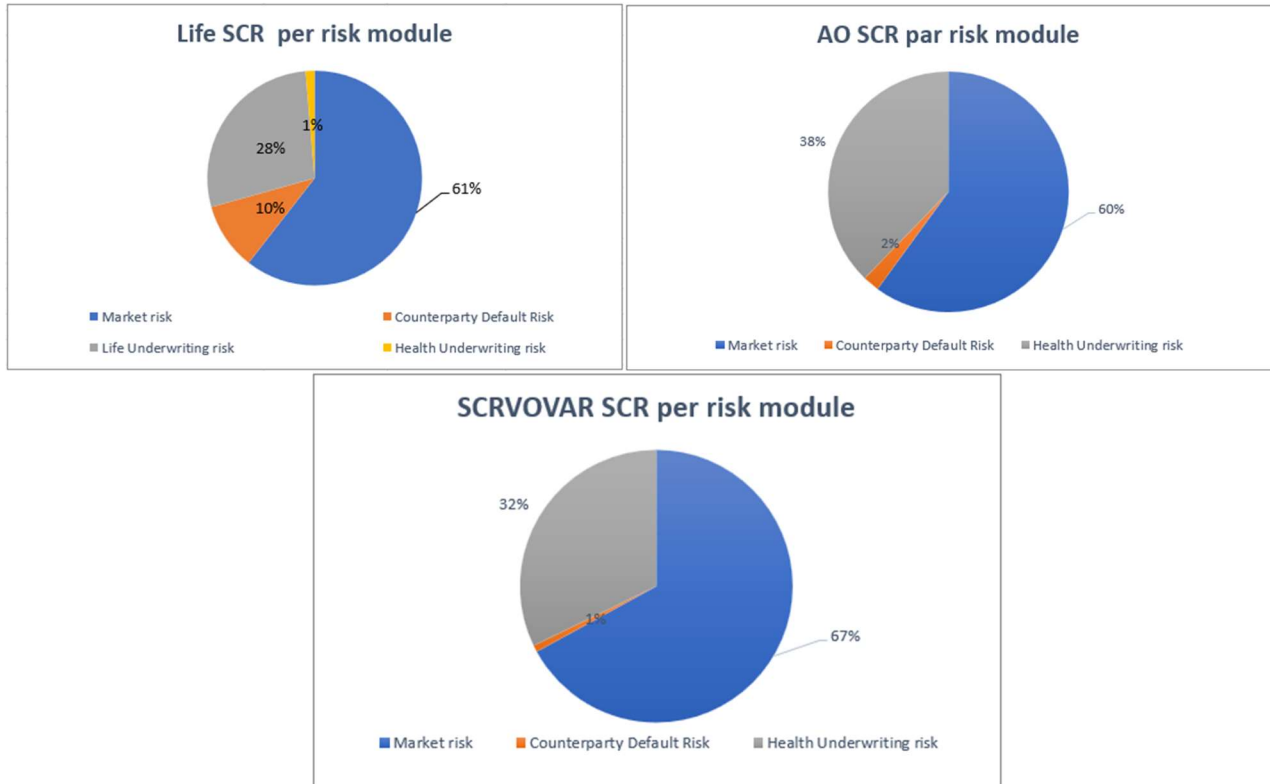
6.1.2 Solvency capital requirement

	Life	AO	VOVAR
Solvency Capital Requirement (SCR) (*)	64.053.345	48.870.711	9.289.028
Operational risk	8.147.908	1.483.571	170.821
Basic Solvency Capital Requirement (BSCR)	55.905.438	47.387.140	9.118.207
BSCR after diversification	55.905.438	47.387.140	9.118.207
<i>Diversification Benefit</i>	<i>-16.786.470</i>	<i>-12.428.486</i>	<i>-2.066.393</i>
<i>Sum of the risk components</i>	<i>72.691.908</i>	<i>59.815.626</i>	<i>11.184.600</i>
Market risk	44.013.424	35.915.512	7.497.223
Counterparty Default Risk	7.351.581	1.322.578	90.058
Life Underwriting risk	20.338.346	0	0
Health Underwriting risk	988.556	22.577.536	3.597.319

(*) The SCR includes the adjustment for the loss-absorbing capacity of technical provisions



The following figures illustrate the SCR share of the risk modules for each of the three companies.



6.1.3 Transitional measures

The VOV LEVEN, VAO, and VOV AR chose to use the volatility adjustment when valuing their technical provisions under Solvency II, in accordance with Article 77(d) of Directive 2009/138/EC, as amended by the Omnibus Directive 2014/51.

In the case of the three insurance companies referred to above, the solvency capital requirement is calculated individually based on the standard formula.

Transitional measures other than the volatility adjustment (matching adjustment, transitional measures relating to the risk-free interest rate curve or to technical provisions) do not apply to SECUREX insurance companies.

6.2 Expected evolution of shareholders' equity and the solvency capital requirement

Securex insurance companies perform a comprehensive forward-looking assessment of their solvency on an annual basis as part of the ORSA process. This assessment covers a three-year projection horizon and is systematically carried out on the basis of the solvency position as at 31 December of the previous financial year.

In accordance with the established governance framework, the ORSA assessment is finalized each year no later than during the first half of the year and is subject to approval by the Executive Committee and the Board of Directors. It constitutes the formal and structured framework for the forward-looking analysis of own funds, the Solvency Capital Requirement (SCR), and the adequacy of the risk profile in light of the companies' strategy.

In parallel with this formalised process, qualitative and quantitative forward-looking analyses are also performed and discussed throughout the year within the governance bodies as part of the ongoing management of capital and solvency. These analyses build on the most recent ORSA exercise and focus, in particular, on the potential impact of developments in business activities, market conditions, and management decisions on the solvency position.



The conclusions drawn from these interim analyses did not identify any risk of non-compliance with the regulatory capital requirements. The complete, consistent, and consolidated formalisation of the forward-looking projections is incorporated each year into the ORSA Report, in accordance with the applicable regulatory requirements.

6.3 Simplified calculation methods

The solvency capital requirement is calculated individually for the three aforementioned SECUREX insurance companies based on the standard formula.

SECUREX insurance companies do not use simplified methods for their SCR calculations.

6.4 Use of an internal model

SECUREX insurance companies do not use an internal model to calculate the solvency capital requirement. Thus, there is no difference between the standard formula and the formula used for assessing solvency..

6.5 Use of own parameters

SECUREX insurance companies do not use their own parameters, nor do they have the option of using a matching premium applied to the interest rate curve. SECUREX insurance companies do not make use of the possibility of using the duration-based equity risk sub-module.

6.6 Non-compliance with the minimum and solvency capital requirements

In the effective application of the different assessment, analysis, control, or profit forecasting processes, no reasonably foreseeable risk of non-compliance with its minimum capital requirement or its solvency capital requirement was detected by the company in the year in question.

6.7 Other information

This report does not contain any other significant information relating to the management of the capital of SECUREX's insurance companies.



7 ANNEXES

7.1 Quantative Reporting Templates - Securex VAO (Workers' compensation)

7.1.1 Economic balance sheet

SE.02.01.16.01 - Balance sheet [ECB add-on]				
		Code	Solvency II value	Statutory accounts value
			C0010	C0020
Balance sheet				
Assets	Goodwill	R0010		0,00
	Deferred acquisition costs	R0020		0,00
	Intangible assets	R0030	0,00	2.764.657,66
	Deferred tax assets	R0040	0,00	0,00
	Pension benefit surplus	R0050	0,00	0,00
	Property, plant & equipment held for own use	R0060	5.634,87	5.634,87
	Investments (other than assets held for index-linked and unit-linked contracts)	R0070	293.356.821,72	297.225.367,73
	Property (other than for own use)	R0080	6.074.545,63	4.592.141,55
	Holdings in related undertakings, including participations	R0090	22.316.795,90	19.361.315,11
	Equities	R0100	16,05	0,01
		R0110	16,05	0,01
		R0120	0,00	0,00
		R0130	158.057.993,63	162.364.310,12
	Bonds	R0140	74.747.003,77	79.468.100,65
		R0150	82.260.789,85	81.796.209,47
		R0160	1.050.200,00	1.000.000,00
		R0170	0,00	0,00
	Collective Investments Undertakings	R0180	91.692.598,85	96.817.600,94
	Derivatives	R0190	995.828,91	0,00
	Deposits other than cash equivalents	R0200	14.219.042,76	14.190.000,00
	Other investments	R0210	0,00	0,00
	Assets held for index-linked and unit-linked contracts	R0220	0,00	0,00
	Loans and mortgages	R0230	0,00	0,00
		R0240	0,00	0,00
		R0250	0,00	0,00
		R0260	0,00	0,00
	Reinsurance recoverables from:	R0270	26.188.386,91	26.188.374,21
	Non-life and health similar to non-life	R0280	7.417.914,21	7.417.910,96
		R0290	0,00	0,00
		R0300	7.417.914,21	7.417.910,96
	Life and health similar to life, excluding health and index-linked and unit-linked	R0310	18.770.472,70	18.770.463,25
		R0320	18.770.472,70	18.770.463,25
		R0330	0,00	0,00
	Life index-linked and unit-linked	R0340	0,00	0,00
	Deposits to cedants	R0350	0,00	0,00
	Insurance and intermediaries receivables	R0360	4.440.245,00	4.440.245,00
	Reinsurance receivables	R0370	3.053.652,09	3.053.652,09
	Receivables (trade, not insurance)	R0380	695.951,45	695.951,45
	Own shares (held directly)	R0390	0,00	0,00
	Amounts due in respect of own fund items or initial fund called up but not yet paid in	R0400	0,00	0,00
	Cash and cash equivalents	R0410	4.609.732,10	4.609.732,10
	Any other assets, not elsewhere shown	R0420	120.716,72	1.754.300,75
	Total assets	R0500	332.471.140,86	340.737.915,86
	Technical provisions – non-life	R0510	31.949.936,51	41.016.506,76
	Technical provisions – non-life (excluding health)	R0520	0,00	0,00
	Technical provisions calculated as a whole	R0530	0,00	0,00
	Best Estimate	R0540	0,00	0,00
	Risk margin	R0550	0,00	0,00
	Technical provisions - health (similar to non-life)	R0560	31.949.936,51	41.016.506,76
	Technical provisions calculated as a whole	R0570	0,00	0,00
Best Estimate	R0580	29.259.096,84	0,00	
Risk margin	R0590	2.690.839,67	0,00	
Technical provisions - life (excluding index-linked and unit-linked)	R0600	141.470.404,47	155.500.675,48	
Technical provisions - health (similar to life)	R0610	141.470.404,47	155.500.675,48	
Technical provisions calculated as a whole	R0620	0,00	0,00	
Best Estimate	R0630	134.621.781,02	0,00	
Risk margin	R0640	6.848.623,45	0,00	
Technical provisions – life (excluding health and index-linked and unit-linked)	R0650	0,00	0,00	
Technical provisions calculated as a whole	R0660	0,00	0,00	
Best Estimate	R0670	0,00	0,00	
Risk margin	R0680	0,00	0,00	
Technical provisions – index-linked and unit-linked	R0690	0,00	0,00	
Technical provisions calculated as a whole	R0700	0,00	0,00	
Best Estimate	R0710	0,00	0,00	
Risk margin	R0720	0,00	0,00	
Other technical provisions	R0730	0,00	0,00	
Contingent liabilities	R0740	0,00	0,00	
Provisions other than technical provisions	R0750	0,00	0,00	
Pension benefit obligations	R0760	0,00	0,00	
Deposits from reinsurers	R0770	25.934.347,27	25.934.347,27	
Deferred tax liabilities	R0780	0,00	0,00	
Derivatives	R0790	0,00	0,00	
Debts owed to credit institutions	R0800	16.671.433,44	16.650.849,44	
Debts owed to credit institutions resident domestically	ER0801	16.671.433,44	0,00	
Debts owed to credit institutions resident in the euro area other than	ER0802	0,00	0,00	
Debts owed to credit institutions resident in rest of the world	ER0803	0,00	0,00	
Financial liabilities other than debts owed to credit institutions	R0810	0,00	0,00	
Debts owed to non-credit institutions	ER0811	0,00	0,00	
Debts owed to non-credit institutions resident domestically	ER0812	0,00	0,00	
Debts owed to non-credit institutions resident in the euro area other than domestic	ER0813	0,00	0,00	
Debts owed to non-credit institutions resident in rest of the world	ER0814	0,00	0,00	
Other financial liabilities (debt securities issued)	ER0815	0,00	0,00	
Insurance & intermediaries payables	R0820	3.452.722,83	3.452.722,83	
Reinsurance payables	R0830	92.818,31	92.818,31	
Payables (trade, not insurance)	R0840	4.586.022,84	4.586.022,84	
Subordinated liabilities	R0850	20.000.000,00	20.000.000,00	
Subordinated liabilities not in Basic Own Funds	R0860	0,00	0,00	
Subordinated liabilities in Basic Own Funds	R0870	20.000.000,00	20.000.000,00	
Any other liabilities, not elsewhere shown	R0880	528.630,35	528.630,35	
Total liabilities	R0900	244.686.316,01	267.762.573,28	
Excess of assets over liabilities	R1000	87.784.824,84	72.975.342,57	

7.1.2 Premiums, claims and expenses

S.05.01.01 - Premiums, claims and expenses by line of business [Part 1 to 2]					
Taxonomy version 2.8.2 Taxonomy date 2024-10-15					
		Line of Business for: non-life insurance and reinsurance obligations (direct business and accepted proportional reinsurance)	Total		
		Workers' compensation insurance			
		Code	C0030		
			C0200		
Non-Life (direct business/accepted proportional reinsurance and accepted non-proportional reinsurance)					
Premiums written	Gross - Direct Business	R0110	31.421.947,89	31.421.947,89	
	Gross - Proportional reinsurance accepted	R0120	0,00	0,00	
	Gross - Non-proportional reinsurance accepted	R0130		0,00	
	Reinsurers' share	R0140	2.249.103,93	2.249.103,93	
	Net	R0200	29.172.843,96	29.172.843,96	
Premiums earned	Gross - Direct Business	R0210	31.421.947,89	31.421.947,89	
	Gross - Proportional reinsurance accepted	R0220	0,00	0,00	
	Gross - Non-proportional reinsurance accepted	R0230		0,00	
	Reinsurers' share	R0240	2.249.103,93	2.249.103,93	
	Net	R0300	29.172.843,96	29.172.843,96	
Claims incurred	Gross - Direct Business	R0310	13.229.302,70	13.229.302,70	
	Gross - Proportional reinsurance accepted	R0320	-26.324,13	-26.324,13	
	Gross - Non-proportional reinsurance accepted	R0330		0,00	
	Reinsurers' share	R0340	941.547,39	941.547,39	
	Net	R0400	12.261.431,18	12.261.431,18	
Expenses incurred		R0550	11.388.800,98	11.388.800,98	
	Administrative expenses	Gross - Direct Business	R0610	1.184.454,76	1.184.454,76
		Net	R0700	1.184.454,76	1.184.454,76
	Investment management expenses	Gross - Direct Business	R0710	232.193,44	232.193,44
		Net	R0800	232.193,44	232.193,44
	Claims management expenses	Gross - Direct Business	R0810	1.484.972,75	1.484.972,75
		Net	R0900	1.484.972,75	1.484.972,75
	Acquisition expenses	Gross - Direct Business	R0910	3.934.585,17	3.934.585,17
		Net	R1000	3.934.585,17	3.934.585,17
	Overhead expenses	Gross - Direct Business	R1010	4.552.594,86	4.552.594,86
		Net	R1100	4.552.594,86	4.552.594,86
	Balance - other technical expenses/income		R1210		0,00
	Total technical expenses		R1300		11.388.800,98

		Line of Business for: life	Total	
		Annuities stemming from non-life insurance contracts and relating to health insurance obligations		
		Code	C0250	
			C0300	
Life				
Premiums written	Gross	R1410		
	Reinsurers' share	R1420		
	Net	R1500		
Premiums earned	Gross	R1510		
	Reinsurers' share	R1520		
	Net	R1600		
Claims incurred	Gross	R1610	10.760.418,95	10.760.418,95
	Reinsurers' share	R1620	2.295.303,09	2.295.303,09
	Net	R1700	8.465.115,86	8.465.115,86
Expenses incurred		R1900		
Balance - other technical expenses/income		R2510		
Total technical expenses		R2600		
Total amount of surrenders		R2700	218.329,61	218.329,61

7.1.3 Technical provisions – Life and Health SLT

S.12.01.01.01 - Life and Health SLT Technical Provisions					
Taxonomy version 2.8.2 Taxonomy date 2024-10-15					
			Code		
			C0190		
			C0210		
Annuities stemming from non-life insurance contracts and relating to health insurance obligations					
Total (Health similar to life insurance)					
Technical provisions calculated as a whole					
Total Recoverables from reinsurance/SPV and Finite Re after the adjustment for expected losses due to counterparty default					
Technical provisions calculated as a sum of BE and RM	Best Estimate	Gross Best Estimate	R0030	134.621.781,02	134.621.781,02
		Total recoverables from reinsurance/SPV and Finite Re	R0040	18.770.463,25	18.770.463,25
		Recoverables from reinsurance (except SPV and Finite Re) before adjustment for expected losses	R0050	18.770.463,25	18.770.463,25
		Total Recoverables from reinsurance/SPV and Finite Re	R0080	18.770.472,70	18.770.472,70
	Best estimate minus recoverables from reinsurance/SPV	R0090	115.851.317,77	115.851.317,77	
	Risk Margin	R0100	6.848.623,45	6.848.623,45	
Technical provisions - total					
Technical provisions minus recoverables from reinsurance/SPV and Finite Re - total					
Best Estimate of products with a surrender option					
Gross BE for Cash flow	Cash out-flows	Future guaranteed and discretionary benefits	R0230		
		Future expenses and other cash out-flows	R0260	134.621.781,02	134.621.781,02
	Cash in-flows	Future premiums	R0270		
Other cash in-flows		R0280	18.770.472,70	18.770.472,70	
Percentage of gross Best Estimate calculated using approximations					
Surrender value					
Best estimate subject to transitional of the interest rate					
Technical provisions without transitional on interest rate					
Best estimate subject to volatility adjustment					
Technical provisions without volatility adjustment and without others transitional measures					
Best estimate subject to matching adjustment					
Technical provisions without matching adjustment and without all the others					
Expected profits included in future premiums (EPIFP)					

S.17.01.01.01 - Non-Life Technical Provisions						
Taxonomy version 2.8.2 Taxonomy date 2024-10-15						
			Code			
			C0040			
			C0180			
Direct business and accepted proportional reinsurance						
Workers' compensation insurance						
Total Non-Life obligation						
Technical provisions calculated as a whole						
Total Recoverables from reinsurance/SPV and Finite Re after the adjustment for expected losses due to counterparty default associated to TP calculated as a whole						
Technical provisions calculated as a sum of BE and RM	Best estimate	Premium provisions	R0060		0,00	
		Net Best Estimate of Premium Provisions	R0150		0,00	
		Claims provisions	Gross - Total	R0160	29.259.096,84	29.259.096,84
			Gross - direct business	R0170	29.259.096,84	29.259.096,84
			Gross - accepted proportional reinsurance business	R0180		0,00
			Gross - accepted non-proportional reinsurance business	R0190		0,00
	Total recoverable from reinsurance/SPV and Finite Re before the		R0200	7.417.910,96	7.417.910,96	
	Recoverables from reinsurance (except SPV and Finite Reinsurance) before adjustment for expected losses	R0210	7.417.910,96	7.417.910,96		
	Total recoverable from reinsurance/SPV and Finite Re after the	R0240	7.417.914,21	7.417.914,21		
	Net Best Estimate of Claims Provisions	R0250	21.841.182,62	21.841.182,62		
	Total Best estimate - gross	R0260	29.259.096,84	29.259.096,84		
Total Best estimate - net	R0270	21.841.182,62	21.841.182,62			
Risk margin						
Technical provisions - total						
Recoverable from reinsurance contract/SPV and Finite Re after the adjustment for expected losses due to counterparty default -						
Technical provisions minus recoverables from reinsurance/SPV and Finite Re- total						
Cash-flows of the Best estimate of Claims Provisions (Gross)	Cash out-flows	Future benefits and claims	R0410	48.323.331,96	48.323.331,96	
		Future expenses and other cash-out flows	R0420	9.947.536,04	9.947.536,04	
	Cash in-flows	Future premiums	R0430	29.011.771,16	29.011.771,16	
		Other cash-in flows (incl. Recoverable from salvages and subrogations)	R0440	7.417.914,21	7.417.914,21	
Technical provisions without transitional on interest rate						
Best estimate subject to volatility adjustment						
Technical provisions without volatility adjustment and without others transitional measures						
Expected profits included in future premiums (EPIFP)						

7.1.4 Own funds

S.23.01.01 - Own funds [Part 1 to 2]						
Taxonomy version 2.8.2 Taxonomy date 2024-10-15						
PAGULONIS						
		Total	Tier 1 - unrestricted	Tier 1 - restricted	Tier 2	Tier 3
	Code	C0010	C0020	C0030	C0040	C0050
Own funds						
Basic own funds before deduction for participations in other financial sector as foreseen in article 68 of Delegated Regulation 2015/35	Ordinary share capital (gross of own shares)	R0010				
	Share premium account related to ordinary share capital	R0030				
	Initial funds, members' contributions or the equivalent basic own - fund item for mutual and mutual-type undertakings	R0040	72.975.342,28	72.975.342,28		
	Subordinated mutual member accounts	R0050				
	Surplus funds	R0070				
	Preference shares	R0090				
	Share premium account related to preference shares	R0110				
	Reconciliation reserve	R0130	14.809.482,56	14.809.482,56		
	Subordinated liabilities	R0140	20.000.000,00			20.000.000,00
	An amount equal to the value of net deferred tax assets	R0160				
Other own fund items approved by the supervisory authority as basic own funds not specified above	R0180					
Own funds from the financial statements that should not be represented by the reconciliation reserve and do not meet the criteria to be classified as Solvency II own funds	Own funds from the financial statements that should not be represented by the reconciliation reserve and do not meet the criteria to be classified as Solvency II own funds	R0220				
Deductions	Deductions for participations in financial and credit institutions	R0230				
Total basic own funds after deductions		R0290	107.784.824,84	87.784.824,84		20.000.000,00
Ancillary own funds	Unpaid and uncalled ordinary share capital callable on demand	R0300				
	Unpaid and uncalled initial funds, members' contributions or the equivalent basic own fund item for mutual and mutual - type undertakings, callable on demand	R0310				
	Unpaid and uncalled preference shares callable on demand	R0320				
	A legally binding commitment to subscribe and pay for subordinated liabilities on demand	R0330				
	Letters of credit and guarantees under Article 96(2) of the Directive 2009/138/EC	R0340				
	Letters of credit and guarantees other than under Article 96(2) of the Directive 2009/138/EC	R0350				
	Supplementary members calls under first subparagraph of Article 96(3) of the Directive 2009/138/EC	R0360				
	Supplementary members calls - other than under first subparagraph of Article 96(3) of the Directive 2009/138/EC	R0370				
	Other ancillary own funds	R0390				
Total ancillary own funds		R0400				
Available and eligible own funds	Total available own funds to meet the SCR	R0500	107.784.824,84	87.784.824,84		20.000.000,00
	Total available own funds to meet the MCR	R0510	107.784.824,84	87.784.824,84		20.000.000,00
	Total eligible own funds to meet the SCR	R0540	107.784.824,84	87.784.824,84		20.000.000,00
	Total eligible own funds to meet the MCR	R0550	90.228.360,40	87.784.824,84		2.443.535,56
SCR		R0580	48.870.711,18			
MCR		R0600	12.217.577,29			
Ratio of Eligible own funds to SCR		R0620	2,2055			
Ratio of Eligible own funds to MCR		R0640	7,3851			

			Value
			Code
			C0060
Reconciliation reserve			
Reconciliation reserve	Excess of assets over liabilities	R0700	87.784.824,84
	Own shares (held directly and indirectly)	R0710	
	Foreseeable dividends, distributions and charges	R0720	
	Other basic own fund items	R0730	72.975.342,28
	Adjustment for restricted own fund items in respect of matching adjustment portfolios and ring fenced funds	R0740	
Reconciliation reserve		R0760	14.809.482,56
Expected profits	Expected profits included in future premiums (EPIFP) - Life business	R0770	
	Expected profits included in future premiums (EPIFP) - Non-life business	R0780	169.712.895,33
Total Expected profits included in future premiums (EPIFP)			R0790 169.712.895,33

7.1.5 Minimum Capital Requirement

S.28.01.01 - Minimum Capital Requirement - Only life or only non-life insurance or reinsurance activity [Part 1 to 5]			
Taxonomy version 2.8.2 Taxonomy date 2024-10-15			
© AGUILONIUS		MCR components	
	Code	C0010	
Linear formula component for non-life insurance and reinsurance obligations			
MCRNL Result	R0010	4.524.969,84	
		Background information	
		Net (of reinsurance/SPV) best estimate and TP calculated as a whole	Net (of reinsurance) written premiums in the last 12 months
	Code	C0020	C0030
Background information			
Medical expense insurance and proportional reinsurance	R0020		
Income protection insurance and proportional reinsurance	R0030		
Workers' compensation insurance and proportional reinsurance	R0040	21.841.182,62	29.172.843,96
Motor vehicle liability insurance and proportional reinsurance	R0050		
Other motor insurance and proportional reinsurance	R0060		
Marine, aviation and transport insurance and proportional reinsurance	R0070		
Fire and other damage to property insurance and proportional reinsurance	R0080		
General liability insurance and proportional reinsurance	R0090		
Credit and suretyship insurance and proportional reinsurance	R0100		
Legal expenses insurance and proportional reinsurance	R0110		
Assistance and proportional reinsurance	R0120		
Miscellaneous financial loss insurance and proportional reinsurance	R0130		
Non-proportional health reinsurance	R0140		
Non-proportional casualty reinsurance	R0150		
Non-proportional marine, aviation and transport reinsurance	R0160		
Non-proportional property reinsurance	R0170		
		Result	
	Code	C0040	
Linear formula component for life insurance and reinsurance obligations			
MCRRL Result	R0200	2.823.089,59	
		Net (of reinsurance/SPV) best estimate and TP calculated as a whole	Net (of reinsurance/SPV) total capital at risk
	Code	C0050	C0060
Total capital at risk for all life (re)insurance obligations			
Obligations with profit participation - guaranteed benefits	R0210		
Obligations with profit participation - future discretionary benefits	R0220		
Index-linked and unit-linked insurance obligations	R0230		
Other life (re)insurance and health (re)insurance obligations	R0240	134.432.837,48	
Total capital at risk for all life (re)insurance obligations	R0250		
		Value	
	Code	C0070	
Overall MCR calculation			
Linear MCR	R0300	7.348.059,42	
SCR	R0310	48.870.711,18	
MCR cap	R0320	21.991.820,03	
MCR floor	R0330	12.217.677,79	
Combined MCR	R0340	12.217.677,79	
Absolute floor of the MCR	R0350	2.700.000,00	
Minimum Capital Requirement	R0400	12.217.677,79	

7.2 Quantitative data Securex VOVAR (All Risks)

7.2.1 Economic balance sheet

SE.02.01.16.01 - Balance sheet [ECB add-on]				
		Code	Solvency II value C0010	Statutory accounts value C0020
Balance sheet				
	Goodwill	R0010		0,00
	Deferred acquisition costs	R0020		0,00
	Intangible assets	R0030	0,00	368.871,83
	Deferred tax assets	R0040	0,00	0,00
	Pension benefit surplus	R0050	0,00	0,00
	Property, plant & equipment held for own use	R0060	0,00	0,00
	Investments (other than assets held for index-linked and unit-linked contracts)	R0070	43.554.122,71	44.860.398,57
	Property (other than for own use)	R0080	0,00	0,00
	Holdings in related undertakings, including participations	R0090	9.115,60	3.191,97
	Equities	R0100	0,00	0,00
	Equities - listed	R0110	0,00	0,00
	Equities - unlisted	R0120	0,00	0,00
	Bonds	R0130	23.964.415,45	23.912.763,04
	Government Bonds	R0140	1.448.877,81	1.590.212,41
	Corporate Bonds	R0150	22.515.537,65	22.322.550,63
	Structured notes	R0160	0,00	0,00
	Collateralised securities	R0170	0,00	0,00
	Collective Investments Undertakings	R0180	19.580.591,66	20.944.443,56
	Derivatives	R0190	0,00	0,00
	Deposits other than cash equivalents	R0200	0,00	0,00
	Other investments	R0210	0,00	0,00
	Assets held for index-linked and unit-linked contracts	R0220	0,00	0,00
	Loans and mortgages	R0230	0,00	0,00
	Loans on policies	R0240	0,00	0,00
	Loans and mortgages to individuals	R0250	0,00	0,00
	Other loans and mortgages	R0260	0,00	0,00
	Reinsurance recoverables from:	R0270	4.639.265,92	5.853.781,73
	Non-life and health similar to non-life	R0280	1.765.777,46	1.765.777,46
	Non-life excluding health	R0290	0,00	0,00
	Health similar to non-life	R0300	1.765.777,46	1.765.777,46
	Life and health similar to life, excluding health and index-linked and unit-linked	R0310	2.873.488,46	4.088.004,27
	Health similar to life	R0320	2.873.488,46	4.088.004,27
	Life excluding health and index-linked and unit-linked	R0330	0,00	0,00
	Life index-linked and unit-linked	R0340	0,00	0,00
	Deposits to cedants	R0350	0,00	0,00
	Insurance and intermediaries receivables	R0360	102.526,98	102.526,98
	Reinsurance receivables	R0370	0,00	0,00
	Receivables (trade, not insurance)	R0380	123.611,46	123.611,46
	Own shares (held directly)	R0390	0,00	0,00
	Amounts due in respect of own fund items or initial fund called up but not yet paid in	R0400	0,00	0,00
	Cash and cash equivalents	R0410	713.716,18	713.716,18
	Any other assets, not elsewhere shown	R0420	-0,00	136.005,77
	Total assets	R0500	49.133.243,25	52.158.912,52
	Technical provisions – non-life	R0510	4.359.315,21	4.688.380,88
	Technical provisions – non-life (excluding health)	R0520	0,00	0,00
	Technical provisions calculated as a whole	R0530	0,00	0,00
	Best Estimate	R0540	0,00	0,00
	Risk margin	R0550	0,00	0,00
	Technical provisions - health (similar to non-life)	R0560	4.359.315,21	4.688.380,88
	Technical provisions calculated as a whole	R0570	0,00	0,00
	Best Estimate	R0580	4.059.526,19	0,00
	Risk margin	R0590	299.789,02	0,00
	Technical provisions - life (excluding index-linked and unit-linked)	R0600	5.347.848,83	12.706.613,55
	Technical provisions - health (similar to life)	R0610	5.347.848,83	12.706.613,55
	Technical provisions calculated as a whole	R0620	0,00	0,00
	Best Estimate	R0630	4.108.468,51	0,00
	Risk margin	R0640	1.239.380,31	0,00
	Technical provisions – life (excluding health and index-linked and unit-linked)	R0650	0,00	0,00
	Technical provisions calculated as a whole	R0660	0,00	0,00
	Best Estimate	R0670	0,00	0,00
	Risk margin	R0680	0,00	0,00
	Technical provisions – index-linked and unit-linked	R0690	0,00	0,00
	Technical provisions calculated as a whole	R0700	0,00	0,00
	Best Estimate	R0710	0,00	0,00
	Risk margin	R0720	0,00	0,00
	Other technical provisions	R0730	0,00	0,00
	Contingent liabilities	R0740	0,00	0,00
	Provisions other than technical provisions	R0750	0,00	0,00
	Pension benefit obligations	R0760	0,00	0,00
	Deposits from reinsurers	R0770	5.853.781,75	5.853.781,75
	Deferred tax liabilities	R0780	0,00	0,00
	Derivatives	R0790	0,00	0,00
	Debts owed to credit institutions	R0800	0,00	0,00
	Debts owed to credit institutions resident domestically	ER0801	0,00	0,00
	Debts owed to credit institutions resident in the euro area other than	ER0802	0,00	0,00
	Debts owed to credit institutions resident in rest of the world	ER0803	0,00	0,00
	Financial liabilities other than debts owed to credit institutions	R0810	0,00	0,00
	Debts owed to non-credit institutions	ER0811	0,00	0,00
	Debts owed to non-credit institutions resident domestically	ER0812	0,00	0,00
	Debts owed to non-credit institutions resident in the euro area other than domestic	ER0813	0,00	0,00
	Debts owed to non-credit institutions resident in rest of the world	ER0814	0,00	0,00
	Other financial liabilities (debt securities issued)	ER0815	0,00	0,00
	Insurance & intermediaries payables	R0820	1.286.937,37	1.286.937,37
	Reinsurance payables	R0830	35.516,90	35.516,90
	Payables (trade, not insurance)	R0840	188.291,89	188.291,89
	Subordinated liabilities	R0850	0,00	0,00
	Subordinated liabilities not in Basic Own Funds	R0860	0,00	0,00
	Subordinated liabilities in Basic Own Funds	R0870	0,00	0,00
	Any other liabilities, not elsewhere shown	R0880	24.234,84	24.234,84
	Total liabilities	R0900	17.095.926,79	24.783.757,17
	Excess of assets over liabilities	R1000	32.037.316,46	27.375.155,35

7.2.2 Premiums, claims and expenses

S.05.01.01 - Premiums, claims and expenses by line of business [Part 1 to 2]						
Taxonomy version 2.8.2 Taxonomy date 2024-10-15						
			Line of Business for: non-life insurance and reinsurance obligations (direct business and accepted proportional reinsurance)	Total		
			Income protection insurance			
			Code	C0200		
Non-Life (direct business/accepted proportional reinsurance and accepted non-proportional reinsurance)						
Premiums written	Gross - Direct Business		R0110	3.380.180,90	3.380.180,90	
	Gross - Proportional reinsurance accepted		R0120	0,00	0,00	
	Gross - Non-proportional reinsurance accepted		R0130		0,00	
	Reinsurers' share		R0140	185.104,47	185.104,47	
	Net		R0200	3.195.076,43	3.195.076,43	
Premiums earned	Gross - Direct Business		R0210	3.376.549,53	3.376.549,53	
	Gross - Proportional reinsurance accepted		R0220	0,00	0,00	
	Gross - Non-proportional reinsurance accepted		R0230		0,00	
	Reinsurers' share		R0240	185.104,47	185.104,47	
	Net		R0300	3.191.445,06	3.191.445,06	
Claims incurred	Gross - Direct Business		R0310	1.144.586,77	1.144.586,77	
	Gross - Proportional reinsurance accepted		R0320	0,00	0,00	
	Gross - Non-proportional reinsurance accepted		R0330		0,00	
	Reinsurers' share		R0340	194.053,54	194.053,54	
	Net		R0400	950.533,23	950.533,23	
Expenses incurred			R0550	1.208.316,18	1.208.316,18	
	Administrative expenses	Gross - Direct Business	R0610	79.473,35	79.473,35	
		Net	R0700	79.473,35	79.473,35	
	Investment management expenses	Gross - Direct Business	R0710	180.965,56	180.965,56	
		Net	R0800	180.965,56	180.965,56	
	Claims management expenses	Gross - Direct Business	R0810	47.318,96	47.318,96	
		Net	R0900	47.318,96	47.318,96	
	Acquisition expenses	Gross - Direct Business	R0910	123.266,05	123.266,05	
		Net	R1000	123.266,05	123.266,05	
	Overhead expenses	Gross - Direct Business	R1010	777.292,26	777.292,26	
		Net	R1100	777.292,26	777.292,26	
	Balance - other technical expenses/income			R1210		0,00
	Total technical expenses			R1300		1.208.316,18

			Line of Business for: life insurance	Total		
			Annuities stemming from non-life insurance contracts and relating to health insurance obligations			
			Code	C0300		
Life						
Premiums written	Gross		R1410	1.682.524,90	1.682.524,90	
	Reinsurers' share		R1420	965.078,00	965.078,00	
	Net		R1500	717.446,90	717.446,90	
Premiums earned	Gross		R1510	1.706.113,27	1.706.113,27	
	Reinsurers' share		R1520	965.078,00	965.078,00	
	Net		R1600	741.035,27	741.035,27	
Claims incurred	Gross		R1610	1.158.365,23	1.158.365,23	
	Reinsurers' share		R1620	626.693,98	626.693,98	
	Net		R1700	531.671,25	531.671,25	
Expenses incurred			R1900	571.818,82	571.818,82	
	Administrative expenses	Gross	R1910	37.609,65	37.609,65	
		Net	R2000	37.609,65	37.609,65	
	Investment management expenses	Gross	R2010	85.639,44	85.639,44	
		Net	R2100	85.639,44	85.639,44	
	Claims management expenses	Gross	R2110	22.393,04	22.393,04	
		Net	R2200	22.393,04	22.393,04	
	Acquisition expenses	Gross	R2210	58.333,95	58.333,95	
		Net	R2300	58.333,95	58.333,95	
	Overhead expenses	Gross	R2310	367.842,74	367.842,74	
		Net	R2400	367.842,74	367.842,74	
	Balance - other technical expenses/income			R2510		0,00
	Total technical expenses			R2600		571.818,82
	Total amount of surrenders			R2700	144,00	144,00

7.2.3 Technical provisions - Life and Health SLT

S.12.01.01.01 - Life and Health SLT Technical Provisions					
Taxonomy version 2.8.2 Taxonomy date 2024-10-15					
			Code	Total (Health similar to life insurance)	
			C0190	C0210	
Technical provisions calculated as a whole					
Total Recoverables from reinsurance/SPV and Finite Re after the adjustment for expected losses due to counterparty default associated to TP calculated as a whole			R0010		
Technical provisions calculated as a sum of BE and RM	Best Estimate	Gross Best Estimate	R0020	4.108.468,51	4.108.468,51
		Total recoverables from reinsurance/SPV and Finite Re before the adjustment for expected losses due to counterparty default	R0030		
		Recoverables from reinsurance (except SPV and Finite Re) before adjustment for expected losses	R0040	2.873.488,46	2.873.488,46
		Total Recoverables from reinsurance/SPV and Finite Re after the adjustment for expected losses due to counterparty default	R0050	2.873.488,46	2.873.488,46
		Risk Margin	R0080	2.873.488,46	2.873.488,46
			R0090	1.234.980,06	1.234.980,06
			R0100	1.239.380,31	1.239.380,31
Technical provisions - total					
Technical provisions minus recoverables from reinsurance/SPV and Finite Re - total					
Technical provisions without transitional on interest rate					
Best estimate subject to volatility adjustment					
Technical provisions without volatility adjustment and without others transitional measures					
Best estimate subject to matching adjustment					
Technical provisions without matching adjustment and without all the others					
Expected profits included in future premiums (EPIFP)					

S.17.01.01.01 - Non-Life Technical Provisions						
Taxonomy version 2.8.2 Taxonomy date 2024-10-15						
			Code	Total Non-Life obligation		
			C0030	C0180		
Technical provisions calculated as a whole						
Total Recoverables from reinsurance/SPV and Finite Re after the adjustment for expected losses due to counterparty default associated to TP calculated as a whole			R0010			
Technical provisions calculated as a sum of BE and RM	Best estimate	Premium provisions	Gross - Total	R0060	-933.899,68	-933.899,68
			Gross - direct business	R0070	-933.899,68	-933.899,68
			Net Best Estimate of Premium Provisions	R0150	-933.899,68	-933.899,68
		Claims provisions	Gross - Total	R0160	4.993.425,87	4.993.425,87
			Gross - direct business	R0170	4.993.425,87	4.993.425,87
			Total recoverable from reinsurance/SPV and Finite Re	R0200	1.765.777,46	1.765.777,46
			Recoverables from reinsurance (except SPV and Finite Reinsurance) before adjustment for expected losses	R0210	1.765.777,46	1.765.777,46
			Total recoverable from reinsurance/SPV and Finite Re	R0240	1.765.777,46	1.765.777,46
			Net Best Estimate of Claims Provisions	R0250	3.227.648,41	3.227.648,41
		Total Best estimate - gross		R0260	4.059.526,19	4.059.526,19
		Total Best estimate - net		R0270	2.293.748,74	2.293.748,74
		Risk margin		R0280	299.690,39	299.690,39
		Technical provisions - total				
Recoverable from reinsurance contract/SPV and Finite Re after the adjustment for expected losses due to						
Technical provisions minus recoverables from reinsurance/SPV and Finite Re - total						
Cash-flows of the Best estimate of Premium Provisions (Gross)	Cash out-flows	Future benefits and claims	R0370	1.200.093,39	1.200.093,39	
		Future expenses and other cash-out flows	R0380	1.057.541,73	1.057.541,73	
Cash-flows of the Best estimate of Claims Provisions (Gross)	Cash in-flows	Future premiums	R0390	3.181.179,15	3.181.179,15	
		Other cash-in flows (incl. Recoverable from salvages and subrogations)	R0400			
		Future benefits and claims	R0410	4.242.236,08	4.242.236,08	
Cash-flows of the Best estimate of Claims Provisions (Gross)	Cash in-flows	Future expenses and other cash-out flows	R0420	867.705,00	867.705,00	
		Future premiums	R0430			
Other cash-in flows (incl. Recoverable from salvages and subrogations)		R0440				
Technical provisions without transitional on interest rate						
Best estimate subject to volatility adjustment						
Technical provisions without volatility adjustment and without others transitional measures						
Expected profits included in future premiums (EPIFP)						

7.2.4 Own funds

S.23.01.01 - Own funds [Part 1 to 2]						
Taxonomy version 2.8.2 Taxonomy date 2024-10-15						
P.046/D.01/01.01						
	Code	Total	Tier 1 - unrestricted	Tier 1 - restricted	Tier 2	Tier 3
		C0010	C0020	C0030	C0040	C0050
Own funds						
Basic own funds before deduction for participations in other financial sector as foreseen in article 68 of Delegated Regulation 2015/35	Ordinary share capital (gross of own shares)	R0010				
	Share premium account related to ordinary share capital	R0030				
	Initial funds, members' contributions or the equivalent basic own - fund item for mutual and mutual-type undertakings	R0040	27.375.155,35	27.375.155,35		
	Subordinated mutual member accounts	R0050				
	Surplus funds	R0070				
	Preference shares	R0090				
	Share premium account related to preference shares	R0110				
	Reconciliation reserve	R0130	4.662.161,11	4.662.161,11		
	Subordinated liabilities	R0140				
	An amount equal to the value of net deferred tax assets	R0160				
Other own fund items approved by the supervisory authority as basic own funds not specified above	R0180					
Own funds from the financial statements that should not be represented by the reconciliation reserve and do not meet the criteria to be classified as Solvency II own funds	Own funds from the financial statements that should not be represented by the reconciliation reserve and do not meet the criteria to be classified as Solvency II own funds	R0220				
Deductions	Deductions for participations in financial and credit institutions	R0230				
Total basic own funds after deductions		R0290	32.037.316,46	32.037.316,46		
Ancillary own funds	Unpaid and uncalled ordinary share capital callable on demand	R0300				
	Unpaid and uncalled initial funds, members' contributions or the equivalent basic own fund item for mutual and mutual - type undertakings, callable on demand	R0310				
	Unpaid and uncalled preference shares callable on demand	R0320				
	A legally binding commitment to subscribe and pay for subordinated liabilities on demand	R0330				
	Letters of credit and guarantees under Article 96(2) of the Directive 2009/138/EC	R0340				
	Letters of credit and guarantees other than under Article 96(2) of the Directive 2009/138/EC	R0350				
	Supplementary members calls under first subparagraph of Article 96(3) of the Directive 2009/138/EC	R0360				
	Supplementary members calls - other than under first subparagraph of Article 96(3) of the Directive 2009/138/EC	R0370				
	Other ancillary own funds	R0390				
Total ancillary own funds		R0400				
Available and eligible own funds	Total available own funds to meet the SCR	R0500	32.037.316,46	32.037.316,46		
	Total available own funds to meet the MCR	R0510	32.037.316,46	32.037.316,46		
	Total eligible own funds to meet the SCR	R0540	32.037.316,46	32.037.316,46		
	Total eligible own funds to meet the MCR	R0550	32.037.316,46	32.037.316,46		
SCR	R0580	9.285.027,87				
MCR	R0600	2.700.000,00				
Ratio of Eligible own funds to SCR	R0620	3,4488				
Ratio of Eligible own funds to MCR	R0640	11,8657				

			Value
		Code	C0060
Reconciliation reserve			
Reconciliation reserve	Excess of assets over liabilities	R0700	32.037.316,46
	Own shares (held directly and indirectly)	R0710	
	Foreseeable dividends, distributions and charges	R0720	
	Other basic own fund items	R0730	27.375.155,35
	Adjustment for restricted own fund items in respect of matching adjustment portfolios and ring fenced funds	R0740	
Reconciliation reserve		R0760	4.662.161,11
Expected profits	Expected profits included in future premiums (EPIFP) - Life business	R0770	
	Expected profits included in future premiums (EPIFP) - Non-life business	R0780	
Total Expected profits included in future premiums (EPIFP)		R0790	923.544,03

7.2.5 Minimum Capital Requirement

S.28.01.01 - Minimum Capital Requirement - Only life or only non-life insurance or reinsurance activity [Part 1 to 5]			
<small>Taxonomy version 2.8.2 Taxonomy date 2024-10-15</small>			
© AGUILONIUS		MCR components	
	Code	C0010	
Linear formula component for non-life insurance and reinsurance obligations			
MCRNL Result	R0010	576.793,72	
		Background information	
	Code	Net (of reinsurance/SPV) best estimate and TP calculated as a whole	Net (of reinsurance) written premiums in the last 12 months
		C0020	C0030
Background information			
Medical expense insurance and proportional reinsurance	R0020		
Income protection insurance and proportional reinsurance	R0030	2.293.748,74	3.250.736,85
Workers' compensation insurance and proportional reinsurance	R0040		
Motor vehicle liability insurance and proportional reinsurance	R0050		
Other motor insurance and proportional reinsurance	R0060		
Marine, aviation and transport insurance and proportional reinsurance	R0070		
Fire and other damage to property insurance and proportional reinsurance	R0080		
General liability insurance and proportional reinsurance	R0090		
Credit and suretyship insurance and proportional reinsurance	R0100		
Legal expenses insurance and proportional reinsurance	R0110		
Assistance and proportional reinsurance	R0120		
Miscellaneous financial loss insurance and proportional reinsurance	R0130		
Non-proportional health reinsurance	R0140		
Non-proportional casualty reinsurance	R0150		
Non-proportional marine, aviation and transport reinsurance	R0160		
Non-proportional property reinsurance	R0170		
		Result	
	Code	C0040	
Linear formula component for life insurance and reinsurance obligations			
MCRRL Result	R0200	25.934,58	
		Net (of reinsurance/SPV) best estimate and TP calculated as a whole	Net (of reinsurance/SPV) total capital at risk
	Code	C0050	C0060
Total capital at risk for all life (re)insurance obligations			
Obligations with profit participation - guaranteed benefits	R0210		
Obligations with profit participation - future discretionary benefits	R0220		
Index-linked and unit-linked insurance obligations	R0230		
Other life (re)insurance and health (re)insurance obligations	R0240	1.234.980,06	
Total capital at risk for all life (re)insurance obligations	R0250		
		Value	
	Code	C0070	
Overall MCR calculation			
Linear MCR	R0300	602.728,30	
SCR	R0310	9.289.027,87	
MCR cap	R0320	4.180.062,54	
MCR floor	R0330	2.322.256,97	
Combined MCR	R0340	2.322.256,97	
Absolute floor of the MCR	R0350	2.700.000,00	
Minimum Capital Requirement	R0400	2.700.000,00	

7.3 Quantitative data Securix Life

7.3.1 Economic balance sheet

SE.02.01.16.01 - Balance sheet [ECB add-on]				
		Code	Solvency II value	Statutory accounts value
			C0010	C0020
Balance sheet				
	Goodwill	R0010		0,00
	Deferred acquisition costs	R0020		0,00
	Intangible assets	R0030	0,00	2.302.332,30
	Deferred tax assets	R0040	3.248.747,04	0,00
	Pension benefit surplus	R0050	0,00	0,00
	Property, plant & equipment held for own use	R0060	39.399,88	39.399,88
	Investments (other than assets held for index-linked and unit-linked contracts)	R0070	991.767.222,64	1.025.673.951,68
	Property (other than for own use)	R0080	13.053.884,75	11.055.478,59
	Holdings in related undertakings, including participations	R0090	44.879.118,29	46.196.506,32
	Equities	R0100	664.830,44	664.766,25
	Equities - listed	R0110	64,20	0,01
	Equities - unlisted	R0120	664.766,24	664.766,24
	Bonds	R0130	566.714.120,21	599.077.248,14
	Government Bonds	R0140	377.485.748,68	411.954.967,27
	Corporate Bonds	R0150	186.509.703,48	184.622.280,87
	Structured notes	R0160	2.718.668,06	2.500.000,00
	Collateralised securities	R0170	0,00	0,00
	Collective Investments Undertakings	R0180	236.464.291,48	240.811.647,13
	Derivatives	R0190	0,00	0,00
	Deposits other than cash equivalents	R0200	129.990.977,47	127.868.305,25
	Other investments	R0210	0,00	0,00
	Assets held for index-linked and unit-linked contracts	R0220	122.532.546,59	122.532.546,59
	Loans and mortgages	R0230	24.757.754,51	24.757.754,51
	Loans on policies	R0240	24.757.754,51	24.757.754,51
	Loans and mortgages to individuals	R0250	0,00	0,00
	Other loans and mortgages	R0260	0,00	0,00
	Reinsurance recoverables from:	R0270	3.268.571,79	3.268.571,79
	Non-life and health similar to non-life	R0280	171.284,21	171.284,21
	Non-life excluding health	R0290	0,00	0,00
	Health similar to non-life	R0300	171.284,21	171.284,21
	Life and health similar to life, excluding health and index-linked and unit-linked	R0310	3.097.287,58	3.097.287,58
	Health similar to life	R0320	0,00	0,00
	Life excluding health and index-linked and unit-linked	R0330	3.097.287,58	3.097.287,58
	Life index-linked and unit-linked	R0340	0,00	0,00
	Deposits to cedants	R0350	0,00	0,00
	Insurance and intermediaries receivables	R0360	1.018.957,74	1.018.957,74
	Reinsurance receivables	R0370	0,00	0,00
	Receivables (trade, not insurance)	R0380	1.267.982,05	1.267.982,05
	Own shares (held directly)	R0390	0,00	0,00
	Amounts due in respect of own fund items or initial fund called up but not yet paid in	R0400	0,00	0,00
	Cash and cash equivalents	R0410	217.417,51	217.417,51
	Any other assets, not elsewhere shown	R0420	2.620.740,15	13.029.254,66
	Total assets	R0500	1.150.739.339,90	1.194.108.168,71
	Technical provisions – non-life	R0510	1.665.369,81	1.356.429,18
	Technical provisions – non-life (excluding health)	R0520	0,00	0,00
	Technical provisions calculated as a whole	R0530	0,00	
	Best Estimate	R0540	0,00	
	Risk margin	R0550	0,00	
	Technical provisions - health (similar to non-life)	R0560	1.665.369,81	1.356.429,18
	Technical provisions calculated as a whole	R0570	0,00	
	Best Estimate	R0580	1.419.902,34	
	Risk margin	R0590	245.467,46	
	Technical provisions - life (excluding index-linked and unit-linked)	R0600	763.241.421,27	812.826.798,69
	Technical provisions - health (similar to life)	R0610	0,00	0,00
	Technical provisions calculated as a whole	R0620	0,00	
	Best Estimate	R0630	0,00	
	Risk margin	R0640	0,00	
	Technical provisions – life (excluding health and index-linked and unit-linked)	R0650	763.241.421,27	812.826.798,69
	Technical provisions calculated as a whole	R0660	0,00	
	Best Estimate	R0670	752.395.256,18	
	Risk margin	R0680	10.846.165,09	
	Technical provisions – index-linked and unit-linked	R0690	120.297.313,59	122.754.852,24
	Technical provisions calculated as a whole	R0700	0,00	
	Best Estimate	R0710	118.821.643,11	
	Risk margin	R0720	1.475.670,49	
	Other technical provisions	R0730		
	Contingent liabilities	R0740	0,00	0,00
	Provisions other than technical provisions	R0750	0,00	0,00
	Pension benefit obligations	R0760	0,00	0,00
	Deposits from reinsurers	R0770	2.383.841,76	2.383.841,76
	Deferred tax liabilities	R0780	0,00	0,00
	Derivatives	R0790	0,00	0,00
	Debts owed to credit institutions	R0800	144.472.455,42	144.242.269,00
	Debts owed to credit institutions resident domestically	ER0801	144.472.455,42	
	Debts owed to credit institutions resident in the euro area other than	ER0802	0,00	
	Debts owed to credit institutions resident in rest of the world	ER0803	0,00	
	Financial liabilities other than debts owed to credit institutions	R0810	0,00	0,00
	Debts owed to non-credit institutions	ER0811	0,00	
	Debts owed to non-credit institutions resident domestically	ER0812	0,00	
	Debts owed to non-credit institutions resident in the euro area other than domestic	ER0813	0,00	
	Debts owed to non-credit institutions resident in rest of the world	ER0814	0,00	
	Other financial liabilities (debt securities issued)	ER0815	0,00	
	Insurance & intermediaries payables	R0820	1.522.870,71	1.522.870,71
	Reinsurance payables	R0830	1.126.222,39	1.126.222,39
	Payables (trade, not insurance)	R0840	6.369.932,16	6.369.932,16
	Subordinated liabilities	R0850	15.000.000,00	15.000.000,00
	Subordinated liabilities not in Basic Own Funds	R0860	0,00	0,00
	Subordinated liabilities in Basic Own Funds	R0870	15.000.000,00	15.000.000,00
	Any other liabilities, not elsewhere shown	R0880	541.576,19	541.576,19
	Total liabilities	R0900	1.056.621.003,31	1.108.124.792,32
	Excess of assets over liabilities	R1000	94.118.336,59	85.983.376,39

7.3.2 Premiums, claims and expenses

S.05.01.01 - Premiums, claims and expenses by line of business [Part 1 to 2]

		Line of business for: non-life insurance and reinsurance obligations (direct business and accepted proportional reinsurance)		Total
		Income protection insurance		
		Code	C0020	C0200
Non-Life (direct business/accepted proportional reinsurance and accepted non-proportional reinsurance)				
Premiums written	Gross - Direct Business	R0110	2.029.657,12	2.029.657,12
	Gross - Proportional reinsurance accepted	R0120		
	Gross - Non-proportional reinsurance accepted	R0130		
	Reinsurers' share	R0140	521.707,20	521.707,20
	Net	R0200	1.507.949,92	1.507.949,92
Premiums earned	Gross - Direct Business	R0210	2.029.657,12	2.029.657,12
	Gross - Proportional reinsurance accepted	R0220		
	Gross - Non-proportional reinsurance accepted	R0230		
	Reinsurers' share	R0240	521.707,20	521.707,20
	Net	R0300	1.507.949,92	1.507.949,92
Claims incurred	Gross - Direct Business	R0310	1.477.512,21	1.477.512,21
	Gross - Proportional reinsurance accepted	R0320		
	Gross - Non-proportional reinsurance accepted	R0330		
	Reinsurers' share	R0340	153.954,73	153.954,73
	Net	R0400	1.323.557,48	1.323.557,48
Expenses incurred		R0550	12.925,82	12.925,82
Administrative expenses	Gross - Direct Business	R0610	3.057,57	3.057,57
	Net	R0700	3.057,57	3.057,57
Investment management expenses	Gross - Direct Business	R0710	2.162,03	2.162,03
	Net	R0800	2.162,03	2.162,03
Claims management expenses	Gross - Direct Business	R0810	267,10	267,10
	Gross - Proportional reinsurance accepted	R0820		
	Gross - Non-proportional reinsurance accepted	R0830		
	Reinsurers' share	R0840		
	Net	R0900	267,10	267,10
Acquisition expenses	Gross - Direct Business	R0910	889,47	889,47
	Net	R1000	889,47	889,47
Overhead expenses	Gross - Direct Business	R1010	6.549,64	6.549,64
	Reinsurers' share	R1040		
	Net	R1100	6.549,64	6.549,64
Balance - other technical expenses/income		R1210		
Total technical expenses		R1300		12.925,82

		Line of Business for: life insurance obligations			Total	
		Insurance with profit participation	Index-linked and unit-linked insurance	Other life insurance		
		Code	C0220	C0230	C0240	C0300
Life						
Premiums written	Gross	R1410	43.234.861,91	5.760.878,18	93.039.336,25	142.035.076,34
	Reinsurers' share	R1420	2.805.227,45			2.805.227,45
	Net	R1500	40.429.634,46	5.760.878,18	93.039.336,25	139.229.848,89
Premiums earned	Gross	R1510	43.234.861,91	5.760.878,18	93.039.336,25	142.035.076,34
	Reinsurers' share	R1520	2.805.227,45		0,00	2.805.227,45
	Net	R1600	40.429.634,46	5.760.878,18	93.039.336,25	139.229.848,89
Claims incurred	Gross	R1610	27.915.921,67	7.351.701,17	3.903.113,61	39.170.736,45
	Reinsurers' share	R1620	1.869.312,68			1.869.312,68
	Net	R1700	26.046.608,99	7.351.701,17	3.903.113,61	37.301.423,77
Expenses incurred		R1900	8.730.120,65	1.171.151,16	1.916.288,21	11.817.560,02
Administrative expenses	Gross	R1910	1.373.563,75	255.866,36	55.017,32	1.684.447,44
	Net	R2000	1.373.563,75	255.866,36	55.017,32	1.684.447,44
Investment management expenses	Gross	R2010	971.259,63	180.925,47	55.274,17	1.207.459,27
	Net	R2100	971.259,63	180.925,47	55.274,17	1.207.459,27
Claims management expenses	Gross	R2110	119.991,04	22.351,84	4.785,10	147.127,97
	Net	R2200	119.991,04	22.351,84	4.785,10	147.127,97
Acquisition expenses	Gross	R2210	3.322.982,75	163.913,82	1.662.538,14	5.149.434,71
	Net	R2300	3.322.982,75	163.913,82	1.662.538,14	5.149.434,71
Overhead expenses	Gross	R2310	2.942.323,47	548.093,67	138.673,48	3.629.090,63
	Net	R2400	2.942.323,47	548.093,67	138.673,48	3.629.090,63
Balance - other technical expenses/income		R2510				
Total technical expenses		R2600				11.817.560,02
Total amount of surrenders		R2700	760.633,81	3.151.678,81	3.886.577,52	7.798.890,14

7.3.3 Technical provisions Life and Health SLT

S.12.01.01.01 - Life and Health SLT Technical Provisions									
Taxonomy version 2.8.2 Taxonomy date 2024-10-15									
			Insurance with profit participation	Index-linked and unit-linked insurance	Other life insurance		Total (Life other than health insurance, incl. Unit-Linked)		
				Contracts with options or guarantees		Contracts with options or guarantees			
			Code	C0020	C0030	C0050	C0060	C0080	C0150
Technical provisions calculated as a whole			R0010						
Total Recoverables from reinsurance/SPV and Finite Re after the adjustment for expected losses due to			R0020						
Technical provisions calculated as a sum of BE and RM	Best Estimate	Gross Best Estimate	R0030	637.868.539,20		118.821.643,11		114.526.716,98	871.216.899,29
		Total Recoverables from reinsurance/SPV and Finite Re after	R0080	3.097.287,58					3.097.287,58
		Best estimate minus recoverables from reinsurance/SPV and	R0090	634.771.251,62		118.821.643,11		114.526.716,98	868.119.611,71
	Risk Margin		R0100	9.367.790,93	1.475.670,49		1.478.374,16		12.321.835,58
Technical provisions - total			R0200	647.236.330,13	120.297.313,60		116.005.091,14		883.538.734,87
Technical provisions minus recoverables from reinsurance/SPV and Finite Re - total			R0210	644.139.042,55	120.297.313,60		116.005.091,14		880.441.447,29
Best Estimate of products with a surrender option			R0220	637.868.539,20	118.821.643,11		114.526.716,98		871.216.899,29
Gross BE for Cash flow	Cash out-flows	Future guaranteed and discretionary benefits	R0230		122.754.852,24		111.694.884,02		860.082.928,30
		Future guaranteed benefits	R0240	594.576.883,92					594.576.883,92
		Future expenses and other cash out-flows	R0260	31.046.807,46	3.127.688,20		2.831.832,97		37.006.328,63
	Cash in-flows	Future premiums	R0270	18.811.459,97					18.811.459,97
		Other cash in-flows	R0280		7.060.897,34				7.060.897,34
Surrender value			R0300	641.988.279,08	122.754.852,24		112.342.998,08		877.086.129,40
Technical provisions without transitional on interest rate			R0320	647.236.330,13	120.297.313,60		116.005.091,14		883.538.734,87
Best estimate subject to volatility adjustment			R0330	637.868.539,20	-3.933.209,14		114.526.716,99		748.462.047,05
Technical provisions without volatility adjustment and without others transitional measures			R0340	655.464.278,00	120.271.310,56		116.595.753,09		892.331.341,65
Technical provisions without matching adjustment and without all the others			R0360	655.464.278,00	120.271.310,56		116.595.753,09		892.331.341,65
Expected profits included in future premiums (EPIFP)			R0370						

S.17.01.01.01 - Non-Life Technical Provisions

Taxonomy version 2.8.2 Taxonomy date 2024-10-15									
					Direct business and accepted proportional	Total Non-Life obligation			
					Income protection insurance				
					Code	C0030	C0180		
Technical provisions calculated as a whole					R0010				
Total Recoverables from reinsurance/SPV and Finite Re after the adjustment for expected losses due to counterparty default associated to TP calculated as a whole					R0050				
Technical provisions calculated as a sum of BE and RM	Best estimate	Premium provisions	Gross - Total		R0060				
			Total recoverable from reinsurance/SPV and Finite Re after the adjustment for expected losses due to counterparty default		R0140				
			Net Best Estimate of Premium Provisions		R0150				
		Claims provisions	Gross - Total		R0160	1.419.902,34		1.419.902,34	
			Gross - direct business		R0170	1.419.902,34		1.419.902,34	
			Total recoverable from reinsurance/SPV and		R0200	171.284,21		171.284,21	
			Recoverables from reinsurance (except SPV and Finite Reinsurance) before adjustment for expected losses		R0210	171.284,21		171.284,21	
			Total recoverable from reinsurance/SPV and		R0240			171.284,21	
			Net Best Estimate of Claims Provisions		R0250	1.248.618,13		1.248.618,13	
			Total Best estimate - gross		R0260	1.419.902,34		1.419.902,34	
Total Best estimate - net		R0270	1.248.618,13		1.248.618,13				
Risk margin				R0280	245.467,46		245.467,46		
Technical provisions - total				R0320	1.665.369,80		1.665.369,80		
Recoverable from reinsurance contract/SPV and Finite Re after the adjustment for expected losses				R0330	171.284,21		171.284,21		
Technical provisions minus recoverables from reinsurance/SPV and Finite Re- total				R0340	1.494.085,59		1.494.085,59		
Cash-flows of the Best estimate of Claims Provisions (Gross)	Cash out-flows	Future benefits and claims		R0410	2.882.058,44		2.882.058,44		
		Future expenses and other cash-out flows		R0420	232.987,52		232.987,52		
	Cash in-flows	Future premiums		R0430	1.695.143,62		1.695.143,62		
Technical provisions without transitional on interest rate				R0470	1.665.369,80		1.665.369,80		
Best estimate subject to volatility adjustment				R0480	232.987,52		232.987,52		
Technical provisions without volatility adjustment and without others transitional measures				R0490	1.665.445,73		1.665.445,73		
Expected profits included in future premiums (EPIFP)				R0500	0,00		0,00		

7.3.4 Own funds

S.23.01.01 - Own funds [Part 1 to 2]						
Taxonomy version 2.8.2 Taxonomy date 2024-10-15						
RESULTS						
	Code	Total C0010	Tier 1 - unrestricted C0020	Tier 1 - restricted C0030	Tier 2 C0040	Tier 3 C0050
Own funds						
Basic own funds before deduction for participations in other financial sector as foreseen in article 68 of Delegated Regulation 2015/35	Ordinary share capital (gross of own shares)	R0010				
	Share premium account related to ordinary share capital	R0030				
	Initial funds, members' contributions or the equivalent basic own - fund item for mutual and mutual-type undertakings	R0040	81.281.257,43	81.281.257,43		
	Subordinated mutual member accounts	R0050				
	Surplus funds	R0070	4.577.146,86	4.577.146,86		
	Preference shares	R0090				
	Share premium account related to preference shares	R0110				
	Reconciliation reserve	R0130	5.011.185,27	5.011.185,27		
	Subordinated liabilities	R0140	15.000.000,00			15.000.000,00
	An amount equal to the value of net deferred tax assets	R0160	3.248.747,04			
Other own fund items approved by the supervisory authority as basic own funds not specified above	R0180					
Own funds from the financial statements that should not be represented by the reconciliation reserve and do not meet the criteria to be classified as Solvency II own funds	Own funds from the financial statements that should not be represented by the reconciliation reserve and do not meet the criteria to be classified as Solvency II own funds	R0220				
Deductions	Deductions for participations in financial and credit institutions	R0230				
Total basic own funds after deductions		R0290	109.118.336,59	90.869.589,56	15.000.000,00	3.248.747,04
Ancillary own funds	Unpaid and uncalled ordinary share capital callable on demand	R0300				
	Unpaid and uncalled initial funds, members' contributions or the equivalent basic own fund item for mutual and mutual - type undertakings, callable on demand	R0310				
	Unpaid and uncalled preference shares callable on demand	R0320				
	A legally binding commitment to subscribe and pay for subordinated liabilities on demand	R0330				
	Letters of credit and guarantees under Article 96(2) of the Directive 2009/138/EC	R0340				
	Letters of credit and guarantees other than under Article 96(2) of the Directive 2009/138/EC	R0350				
	Supplementary members calls under first subparagraph of Article 96(3) of the Directive 2009/138/EC	R0360				
	Supplementary members calls - other than under first subparagraph of Article 96(3) of the Directive 2009/138/EC	R0370				
	Other ancillary own funds	R0390				
Total ancillary own funds		R0400				
Available and eligible own funds	Total available own funds to meet the SCR	R0500	109.118.336,59	90.869.589,56	15.000.000,00	3.248.747,04
	Total available own funds to meet the MCR	R0510	105.869.589,56	90.869.589,56	15.000.000,00	
	Total eligible own funds to meet the SCR	R0540	109.118.336,59	90.869.589,56	15.000.000,00	3.248.747,04
	Total eligible own funds to meet the MCR	R0550	95.783.987,21	90.869.589,56	4.914.397,65	
	SCR	R0580	64.053.345,43			
MCR	R0600	24.571.988,25				
Ratio of Eligible own funds to SCR	R0620	1,7036				
Ratio of Eligible own funds to MCR	R0640	3,8981				

			Value	
			Code	
			C0060	
Reconciliation reserve				
Reconciliation reserve	Excess of assets over liabilities	R0700	94.118.336,59	
	Own shares (held directly and indirectly)	R0710		
	Foreseeable dividends, distributions and charges	R0720		
	Other basic own fund items	R0730	89.107.151,33	
	Adjustment for restricted own fund items in respect of matching adjustment portfolios and ring fenced funds	R0740		
Reconciliation reserve			R0760	5.011.185,27
Expected profits	Expected profits included in future premiums (EPIFP) - Life business	R0770		
	Expected profits included in future premiums (EPIFP) - Non-life business	R0780		
Total Expected profits included in future premiums (EPIFP)			R0790	

7.3.5 Minimum Capital Requirement

S.28.02.01 - Minimum Capital Requirement - Both life and non-life insurance activity [Part 1 to 6]				
Taxonomy version 2.8.2 Taxonomy date 2024-10-15				
© AGUILONIUS				
		MCR components		
		Non-life activities	Life activities	
		MCR(NL, NL) Result	MCR(NL, L) Result	
	Code	C0010	C0020	
MCR components				
Linear formula component for non-life insurance and reinsurance obligations	R0010	358.528,06		
		Background information		
		Non-life activities		Life activities
		Net (of reinsurance/ SPV) best estimate and TP calculated as a whole	Net (of reinsurance) written premiums in the last 12 months	Net (of reinsurance/SPV) best estimate and TP calculated as a whole
	Code	C0030	C0040	C0050
				Net (of reinsurance) written premiums in the last 12 months
	Code			C0060
Background information				
Medical expense insurance and proportional reinsurance	R0020			
Income protection insurance and proportional reinsurance	R0030	1.419.902,34	2.029.657,12	
Workers' compensation insurance and proportional reinsurance	R0040			
Motor vehicle liability insurance and proportional reinsurance	R0050			
Other motor insurance and proportional reinsurance	R0060			
Marine, aviation and transport insurance and proportional reinsurance	R0070			
Fire and other damage to property insurance and proportional reinsurance	R0080			
General liability insurance and proportional reinsurance	R0090			
Credit and suretyship insurance and proportional reinsurance	R0100			
Legal expenses insurance and proportional reinsurance	R0110			
Assistance and proportional reinsurance	R0120			
Miscellaneous financial loss insurance and proportional reinsurance	R0130			
Non-proportional health reinsurance	R0140			
Non-proportional casualty reinsurance	R0150			
Non-proportional marine, aviation and transport reinsurance	R0160			
Non-proportional property reinsurance	R0170			
		Non-life activities		Life activities
		MCR(L, NL) Result		MCR(L, L) Result
	Code	C0070		C0080
Linear formula component for life insurance and reinsurance obligations				
Linear formula component for life insurance and reinsurance obligations	R0200		24.213.460,19	
		Non-life activities		Life activities
		Net (of reinsurance/SPV) best estimate and TP calculated as a whole	Net (of reinsurance/SPV) total capital at risk	Net (of reinsurance/SPV) best estimate and TP calculated as a whole
	Code	C0090	C0100	C0110
				Net (of reinsurance/SPV) total capital at risk
	Code			C0120
Total capital at risk for all life (re)insurance obligations				
Obligations with profit participation - guaranteed benefits	R0210			606.812.231,07
Obligations with profit participation - future discretionary benefits	R0220			31.056.308,12
Index-linked and unit-linked insurance obligations	R0230			118.821.643,11
Other life (re)insurance and health (re)insurance obligations	R0240			114.526.716,98
Total capital at risk for all life (re)insurance obligations	R0250		199.318.724,10	
		Value		
	Code	C0130		
Overall MCR calculation				
Linear MCR	R0300	24.571.988,25		
SCR	R0310	64.053.345,43		
MCR cap	R0320	28.824.005,44		
MCR floor	R0330	16.013.336,36		
Combined MCR	R0340	24.571.988,25		
Absolute floor of the MCR	R0350	4.000.000,00		
Minimum Capital Requirement	R0400	24.571.988,25		
		Non-life activities		Life activities
	Code	C0140		C0150
Notional non-life and life MCR calculation				
Notional linear MCR	R0500	358.528,06	24.213.460,19	
Notional SCR excluding add-on (annual or latest calculation)	R0510			
Notional MCR cap	R0520			
Notional MCR floor	R0530			
Notional Combined MCR	R0540			
Absolute floor of the notional MCR	R0550			
Notional MCR	R0560			

8 REFERENCES

- NBB Circular 2024_11, “Liquidity Risk Reporting”, 16 July 2024.
- NBB Circular 2022_27, “Circular on the valuation of deferred tax assets and the adjustment to take account of the loss-absorbing capacity of deferred taxes”, 2 November 2022.
- NBB Circular 2016_31, “Prudential expectations of the National Bank of Belgium regarding the system of governance for the insurance and reinsurance sector”, 5 July 2016, updated in September 2018 and May 2020, and further updated in June 2025 (NBB Circular 2025_08 of 17 June 2025).
- “Commission Delegated Regulation (EU) 2015/35 of 10 October 2014 supplementing Directive 2009/138/EC of the European Parliament and of the Council on the taking-up and pursuit of the business of Insurance and Reinsurance (Solvency II)”, 17 January 2015, as amended by Commission Delegated Regulation (EU) 2019/981 of 8 March 2019.
- “Directive 2009/138/EC of the European Parliament and of the Council of 25 November 2009 on the taking-up and pursuit of the business of Insurance and Reinsurance (Solvency II)”, 17 December 2009.
- Solvency II Act: Act on the status and supervision of insurance and reinsurance undertakings, 23 March 2016.